



**वार्षिक प्रतिवेदन: 2017-18**

**Annual Report:2017-18**



**राष्ट्रीय प्रौद्योगिकी संस्थान आंध्रप्रदेश**

**ताडेपल्लिगूडेम, पश्चिमगोदावरी -534101**

**आंध्रप्रदेश**

**National Institute of Technology Andhra Pradesh**

**Tadepalligudem, West Godavari Dist.-534101**

**Andhra Pradesh**

# **ANNUAL REPORT**

## **2017-18**

## Contents

S. No	content
1	Director's message
2	Important mile stones in NIT Andhra Pradesh
3	Introduction
4	Appointment of regular director
5	Logo unveiling
6	Recruitment of regular and adhoc faculty
7	Institute academic council
8	Academic programmes
9	Present campus and amenities
10	Academic facilities
11	Central facilities
12	Departmental academic activities
13	Achievements
14	Infrastructure
15	Institutional Activities
16	Celebrations

## DIRECTOR'S MESSAGE

The academic year 2017-18 has started with the admission of new students admitted through JEE(Main) with an intake of 445 students against a sanction strength of 480 across 8 branches of engineering namely Biotechnology Engineering, Chemical Engineering, Civil Engineering, Computer Science and Engineering, Electrical Engineering, Electronics and Communication Engineering, Mechanical Engineering and Metallurgical and Materials Engineering. Out of these newly admitted students, 338 were boys and 107 were girls.

The Institute has been running in the temporary campus located at Sri Vasavi Engineering College (SVCE), Pedatadepalli. NIT Andhra Pradesh has been determined to provide adequate facilities to the students in the temporary campus as well.

NIT Warangal was the mentoring Institute for the past two academic years and it continued to mentor for the academic year 2017-18 also. This has been a great academic year for NIT Andhra Pradesh with three mentor Directors. Particularly, this year there were three Directors viz; Prof. R.V. Chalam and Prof. G.R.C. Reddy who were in-charge and Prof. N. V. Ramana Rao took charge as the full-time Director at NIT Warangal on 25.10.2017. Also, there was change in Resident coordinator for NIT Andhra Pradesh, Prof. S. Srinivasa Rao took charge from Prof. T. Ramesh.

More significantly, in the month of March 2018, I took charge as the full time Regular Director of the Institute, ending the mentorship of NIT Warangal. There were accommodation constraints on the SVCE campus, a decision was taken to hire another campus for conducting first year classes. For this purpose, Akula Gopaiah Engineering College, Prathipadu was taken. To get acquainted with the grading/evaluation system, a refresher programme was arranged to train the faculty on pedagogical methods by experts from Teaching & Learning Center of NIT Warangal. The Institute aspires to inculcate objective and practical thinking in the young minds receiving training in the burgeoning fields of engineering and technology. The Institute organized and hosted various events such as Workshops and Guest Lectures. National festivals and its celebrations of Independence Day and Republic Day, A Run for Unity were conducted with much delight. Inaugural and Valedictory functions of Department Associations, Technical club associations and the extracurricular events and the technological fest-Vulcanzy18 were conducted.

Also, I would like to mention here that MHRD has sanctioned a total of 67 and 73 posts for regular faculty and regular non-teaching positions respectively. I am very happy to be a part of developmental activities by associating with NIT Andhra Pradesh. My heartfelt thanks to the MHRD for their cooperation in conduction of all activities of the Institute smoothly. I would like to thank our mentor Institute NIT Warangal for continuously extending their help to face the hurdles in running this Institute. We thank the Government of Andhra Pradesh, for the support extended in resolving the issues.

**(Prof. C. S. P. Rao)**

**Director**

## Important Milestones in NIT Andhra Pradesh

- 2015 - NIT Andhra Pradesh-Established by MHRD as the 31<sup>st</sup>NIT at Tadepalligudem in the State of Andhra Pradesh.
- 20<sup>th</sup>August 2015-NIT Andhra Pradesh started functioning in SVCE campus with NIT Warangal as the Mentoring Institute.
- 22<sup>nd</sup> March 2018-Prof.C.S.P. Rao has taken over the charge as first regular Director.
- NIT AP Logo has been unveiled by Shri Madan Mohan, DDG (H.E) –MHRD, New Delhi in June 2018.
- June 2018-Permanent Faculty recruitment took place. 32 faculty have been appointed.
- July 2018 second transit campus at Akula Gopaiah Institute of Tech. &Science, Tadepalligudem, was hired.

## INTRODUCTION

The establishment of National Institute of Technology Andhra Pradesh was announced in 2014 by the Government of India, under the act of State Reorganization. This has come into existence due to the bifurcation of united state of Andhra Pradesh. NIT Andhra Pradesh (NITAP) was established vide Ministry of Human Resource Development, Govt. of India order No. F-33-07/2014/TS- III dated 8<sup>th</sup>June, 2015. NIT Andhra Pradesh launched its Academic Programs with the support of its mentor Institute, NIT Warangal, on August 20, 2015 from a temporary campus situated in Tadepalligudem, in the premises of Sri Vasavi Engineering College, Pedatadepalli of Tadepalligudem town.

In the academic year 2016-17, NIT Andhra Pradesh admitted 445 students into B-Tech programme in the eight branches viz; Biotechnology Engineering, Chemical Engineering, Civil Engineering, Computer Science and Engineering, Electrical Engineering, Electronics and Communication Engineering, Mechanical Engineering and Metallurgical and Materials Engineering. The Institute has been constantly putting efforts to procure all the equipment required for the laboratories to enable hand-on experience for the students. To cater to the immediate needs of the students, Institute has procured equipment for Computer laboratories, Physics Lab, Chemistry Lab and Workshop in the temporary campus. The hostel facility for boys was given at AKRG boys hostel, Nallajerla and hostel facility for girls was arranged in the temporary campus itself. Transportation for boys to shuttle from hostel to college and back was also provided by the Institute.

The classes were being taken by Ad-hoc faculty under the mentorship of NIT Warangal in the temporary campus. A building for conducting academic classes and a mess facility were constructed in the temporary campus itself to meet the needs of the students. A team of non-teaching faculty and supporting staff were recruited on ad-hoc basis for supporting in the administration and laboratory duties of the Institute.

## Appointment of Regular Director:

The MHRD has appointed Prof. C. S. P. Rao as the Regular of NIT Andhra Pradesh. He took charge as the founder Director on 22.03.2018. Prior to joining as the Director, he was a Professor in the Department of Mechanical Engineering of NIT Warangal.



**Prof. C. S. P. Rao, taking charge as the first Regular Director of NIT Andhra Pradesh, on 22.03.2018.**



**Interacting with the managing committee of SVEC**



**Felicitations to new Director by the faculty and staff of NIT Andhra Pradesh**

## LOGO Unveiling

After the assumption of charge of new Director, he took initiative in making a LOGO for the NIT Andhra Pradesh. The logo was designed based on the significance of the place and purpose. It was unveiled by Shri. Madan Mohan, ADG(H.E.) MHRD in the month of June 2018.

The function was performed in the presence of Prof C. S. P. Rao, Director, Prof J. Srihari Rao, Prof G. R. K. Acharya, Prof P. Nageswara Rao, Prof. S. Srinivasa Rao, and Sri. R. Srinivasa Rao, EE, CPWD.



### Unveiling function of LOGO of NIT Andhra Pradesh



## **Recruitment of Regular Faculty at NIT Andhra Pradesh:**

MHRD has sanctioned a total of 67 faculty posts and 73 non-teaching staff posts (in various cadres) to meet the requirement for I and II year B.Tech Programmes. Accordingly, the advertisement was floated in the 2017 vesting the responsibility of recruitment process to mentoring Institute-NIT Warangal. However, the recruitment actually took place in May-June 2018, after the charge assumption by the regular Director. Twenty seven regular faculty members have joined NIT Andhra Pradesh.

## **Ad-hoc Faculty**

In addition to the services of regular faculty, to meet the teaching requirement, the Institute has appointed few faculties on Ad-hoc basis. In the academic year 2017-18, NIT Andhra Pradesh recruited 74 ad-hoc faculty.

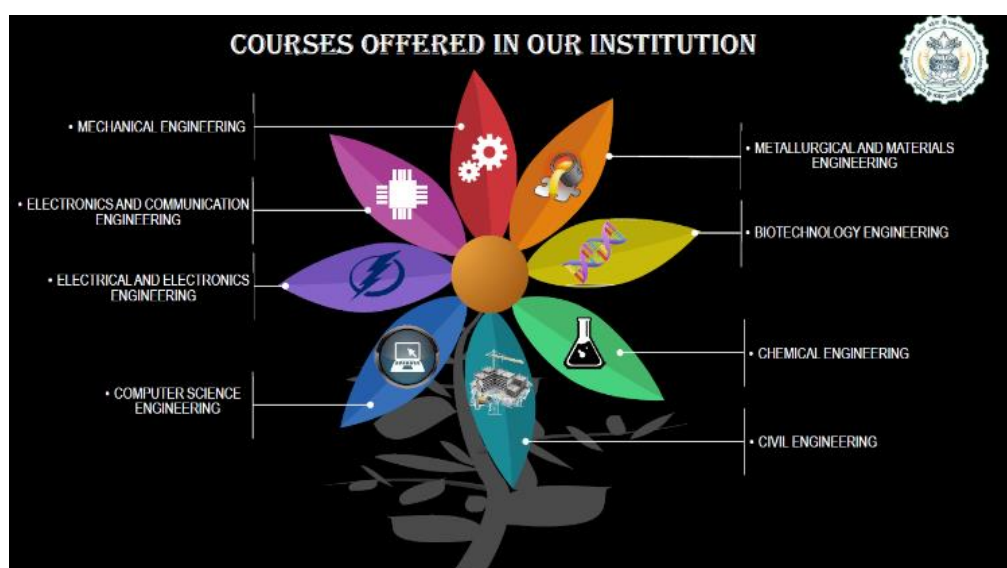
## **INSTITUTE ACADEMIC COUNCIL (IAC):**

The Institute was under the mentorship of NIT Warangal till the assumption of the charge by Prof C. S. P. Rao as the full time Director to the Institute. The academic results of NIT Andhra Pradesh used to be approved by the Senate of NIT Warangal. However, now at the Institute, the new Director had constituted an Institute Academic Council (IAC), on the lines similar to the Senate of any other old NITs, by drawing members from reputed Institutes such as IITs, NITs, DRDL and RCI. The first IAC meeting was on 29<sup>th</sup> July 2018 at the temporary premises of NIT Andhra Pradesh. In this regard, to pass the results of make-up and summer quarter results of even semester of 2017-18, the IAC has deliberated the issues and certain key decisions were taken by the committee.



## ACADEMIC PROGRAMMES

National Institute of Technology has started the academic activities for the academic year 2017-2018 with a total sanctioned intake of 480 seats in 8 branches. Out of these 240 seats will be filled by the candidates from the state of Andhra Pradesh under Home State (HS) quota and the other 240 seats will be filled by the candidates from all other states under Other State (OS) quota. All the seats will be filled based on the All India Rank (AIR) obtained in the JEE (Mains). In each branch 50% seats will be filled under HS quota and 50% seats will be filled under OS quota. NIT Andhra Pradesh is offering B. Tech in the following eight Engineering Branches.



The eight programs offered along with intake for the academic year 2015-2016 are:

S.no	Programme	Intake
1.	Biotechnology	30
2.	Chemical Engineering	30
3.	Civil Engineering	60
4.	Computer Science & Engineering	90
5.	Electrical & Electronics Engineering	90
6.	Electronics & Communication Engineering	90
7.	Mechanical Engineering	60
8.	Metallurgical & Materials Engineering	30

Accordingly, against a total sanctioned strength 480 students, a total of 445 students were admitted for the year 2017-18.



Aerial view of the temporary Campus

## Present Campus & Amenities

**Campus-1(SVEC):** 16 classrooms (All fitted with LED Projectors) and 01 Seminar Hall (Fitted with LED Projector and AV), canteen, Mess, Girls waiting hall and Central Library, Bank, ATM and sports ground



Sri Vasavi Engineering College, Pedatadepalli

**Campus-2(AGEC):** 16 class rooms (All fitted with LED Projectors) and 01 Seminar Hall Open Auditorium and sports ground. Since the Institute will be entering into fourth academic year, the accommodation at the temporary campus is felt insufficient. It is found that Sri Akula Gopaiah Engineering College campus was left vacant and the same is taken on hiring basis. It is decided to run the classes of I and II B. Tech programmes at the newly hired campus. Also, it is decided to keep the boys of I B. Tech students in the second floor of the building by providing minimum facilities for their utility.



Akula Gopaiah Engineering College, Prathipadu

# Academic Facilities

For the year 2017-18 the Institute was operating from the temporary campus located at Sri Vasavi Engineering College, Pedatadepalli of Tadepalligudem town of West Godavari District. The following were the facilities available at the disposal of the Institute in addition to office space for Director, Administration, Offices and departments.

- 32+ classrooms, 10+ laboratories for regular class work.
- 6 computer laboratories
- 24x7 Internet connectivity
- Central Facilities such as Computer Centre, Library and Workshop

NIT Andhra Pradesh since its inception, has been adding new infrastructure facilities to its temporary campus to meet the essential needs of the students as and when required. In order to meet the additional space requirement, the Institute is constructing a new block to accommodate class work for the increased number of students.

## COMPUTER LAB

NIT Andhra Pradesh has setup 2 computer laboratories in its temporary campus building to enable the students to perform software-based experiments and programming

- **Computer Lab1** - Computer lab is equipped with 60 HP desktop computers with each 21.5" display, Intel i7 CPU, 400GB hard disk.
- **Computer Lab 2**- Computer lab is equipped with 40 HP desktop computers with each 21.5" display, Intel i7 CPU, 400GB hard disk

## Central Computer Centre (CCC)& LAN

CCC Supports Academics as:

Network Operations Centre


Server Space Facilitator

Internet Access Provider (LAN & Wi-Fi)

Support to Training & Placement Activities

## INTERNET CONNECTIVITY AT THE INSTITUTE

- The Institute at temporary campus has 155 Mbps internet connectivity through leased line.
- The academic area, girls' hostel area at the temporary campus and boys' hostel at Nallajerla are MAC address-based Wi-Fi enabled.
- All students on rolls of the Institute could register any one device – laptop or mobile for getting connected through Wi-Fi.




**Glimpses of Computer lab and LAN facilities**



## SCIENCE LABORATORIES

NIT Andhra Pradesh has procured necessary equipment to meet the practical exposure students gain in Physics and Chemistry Lab. The Institute set up both Chemistry and Physics lab in the temporary campus located at Sri Vasavi Engineering College, Tadepalligudem. Both the laboratories are designed to expose students to diverse concepts of sciences and engineering.



## Training and Placement Cell

After Prof C. S. P. Rao has taken the charge of founder director of NIT Andhra Pradesh, a separate team was established for training and placement cell with Prof Amba Prasad Rao as Professor-in-charge, Associate dean Karthikeya Sarma and Rajeswara Reddy act as faculty coordinator.



Training and Placement Cell is the marketing division of the institute. This section, acting as an interface between the college and companies, has maintained symbiotic and purposeful relationship with industries across the country.

As a result, it is willing to build up an impressive record both in terms of percentage of students placed as well as number of companies visiting the campus. The section hosts companies on campus and ensures that every aspirant is assured of a bright career of his/her choice.

# **CENTRAL FACILITIES**

## CENTRAL LIBRARY

NIT Andhra Pradesh's Central Library is located at the temporary campus Sri Vasavi Engineering College library which is iconic building in campus. Even though the Institute is located in the temporary campus, the Institute requested some space in the Central library of the campus. The Institute procured books, journals, periodicals, magazines and other periodicals for the benefit of students.

The library established in September, 2015 with an emphasis on development of text and reference books collection which required for the curriculum. The library presently consisting of approximately 12,000 volumes of books and subscribed to more than 55 print journals/magazines in all subject areas.

The library is growing rapidly with an exponential increase in number and type of collection to serve the information needs of the NIT Andhra Pradesh.



NIT Andhra Pradesh has been promoting and participating in the following programs initiated by MHRD, Govt. of India.

**National Digital Library (NDL).**

**Swayam Prabha DHT Channel.**

## Swayam Free Online Education.

### National Programme on Technology Enhanced Learning (NPTEL)



National  
Digital Library  
of India



## Transport

### Hired vehicles

- Director's car
- 02 cars
- 02 Ambulances
- 10 no's of buses for local transport of students.



## Healthcare Facilities

Even though the Institute is located in the temporary campus, the Institute has taken care about minimum medical facilities for the safety of its students. For this purpose, the following facilities are provided.

- i. Dispensary with Pharmacy & Ambulance 24X7X365.
- ii. 2 Medical Officers
- iii. 2 Paramedical staff
- iv. 2 beds for observations during emergency.



## Physical Education

The Institute provides ample avenues for the development and nurturing of creative and other talents in the students through Sports Department. The prime bodies under sports department is activity center and GYM, which provide avenues for various sports events, indoor and outdoor games. Students are also encouraged and facilitated to take part in similar events in other institutions the prime objective of inducting games and sports in a technical institution of repute is to provide ample facilities to the students to pursue at least one game of his/her choice and attain proficiency, derive pleasure and relax through this healthy medium, enabling competitive world of today. physical education and sports are introduced as compulsory subject for engineering student in 1st & 2nd Semester.

## Games and Sports facilities

The Institute provides ample avenues for the development and nurturing of creative and other talents in the students through Sports Department. The prime bodies under sports department is activity center and GYM, which provide avenues for various sports events, indoor and outdoor games. Students are also encouraged and facilitated to take part in similar events in other institutions the prime objective of inducting games and sports in a technical institution of repute is to provide ample facilities to the students to pursue at least one game of his/her choice and attain proficiency, derive pleasure and relax through this healthy medium, enabling competitive world of today. physical education and sports are introduced as compulsory subject for engineering student in 1st & 2nd Semester.

The Department of Physical Education provides training facilities for all the students and staff of this institute. It has excellent infrastructure facilities for both outdoor and indoor games. Flood light facility is provided to all the outdoor games. The Sports ground accommodates a 400m standard track, an excellent pavilion and facilities for all athletic events.

- Organizing intramural and extramural competitions and preparing the students for the same.
- Encouraging student participation in intercollegiate, inter-university and other open tournaments in the country
- Organizing intercollegiate, inter-university coaching camps and open tournaments in various sports and games.
- Organizing tournaments for Teaching and Non-Teaching staff.



<b>Games</b>	<b>Description</b>
Athletics	: One Standard 400mts Track.
Badminton	: Two Badminton courts (Open).
Ball Badminton	: One Badminton courts (Open).
Basketball	: One Cemented Basketball court.
Chess	: Chess Boards.

Cricket	:	One Cricket Ground.
Football	:	One Football Ground
Gymnasium	:	One Mini Gymnasium.
Table –Tennis	:	Table-Tennis facility in each Hostel
Volleyball	:	Three Standard Courts.
Kabaddi	:	One standard kabaddi court.
Yoga	:	Yoga facilities



## NSS Club:

NIT Andhra Pradesh formed its NSS club with many objectives. In a short time, the NSS club organized “International Mother language day” and going to organize a mega event tree plantation in the permanent NIT campus.

The main objectives of the NSS club are:

- Enable the students to understand the community in which they work.
- Understand themselves in relation to their community.
- Identify the needs and problems in the community and find a solution with their intellectuality and technical skills.



## HOSTELS

NIT Andhra Pradesh is temporarily located in Sri Vasavi Engineering College (SVEC) Campus Pedatadepalli, Tadepalligudem – 534101, West Godavari, Andhra Pradesh.

### GIRLS HOSTEL

- Hotel accommodation for all the girl students is arranged in SVEC premises. The present students of I year B. Tech are accommodated in one of their hostel blocks and mess is common for the students of NIT-AP and SVEC.

- During 2017-2018, this hostel will be allotted for I Year students and newly constructed quarters block converted into girls' hostel for NIT-AP will be allotted to the II Year Students.
- New hostel will be provided with bunk beds.
- An exclusive mess for all the NIT-AP students will be operated from the quarters block in the campus.
- The girls' hostels in the campus share 155Mbps broad band leased line (Wi-Fi) available in the Institute.

## **BOYS HOSTEL**

- Hostel accommodation for the boys admitted is arranged in two blocks in Nallajerla about 16 km from SVEC.
- All the rooms are having an attached wash room and two bunker beds to accommodate four students in each room.
- Every student is provided a study chair with foldable writing plank.
- Mess for the boys is arranged in one of the two blocks on out-sourcing basis.
- Gym facility including a four station is provided in the hostels.
- Transport facility is arranged between hostel and SVEC.
- An exclusive 32 Mbps broad band leased line is arranged in the boys' hostel at Nallajerla for providing Wi-Fi connectivity to all the inmates.
- Few more boys were accommodated in another hostel (Irani building) being made in two locations, both are on Tadepalligudem, Nallajerla road at a distance of about 3 km from the institute.
- One of the blocks is a fifteen 2BHK flats complex to accommodate about 200 boys and another is 25room block accommodating 100 students with kitchen at the flats. These two blocks are less than one km apart.
- Lunch for all the boys will be arranged in the campus. Breakfast and dinner will be arranged in their respective hostels.

## Salient features of Hostels' facility:

- **678** boys are accommodated in **5** hostels
- **541** girls are accommodated in **4** hostels
- Dining hall is attached to every hostel
- South Indian and North Indian canteens
- Internet connectivity
- Reading rooms.
- Hostels modernization implemented in phased manner
- Reverse Osmosis plant provides safe drinking water
- Hostels are Wi-Fi Enabled with dedicated BSNL Leased lines of various capacities including 235Mbps (SVEC), 155 Mbps (AGEC), 3\*50 Mbps (Hostels)
- Canteens
- Café Coffee Day in campus
- Exclusive South Indian Restaurant
- Several kiosks for fast food, beverages (Amul, etc.)



**Glimpses of Hostels and Canteen facility**

# **Departmental Academic Events**

To create an ambience of higher learning, faculty and administration, have formed Associations at departmental levels. These associations invited experts in each department to give an exposure to state-of-art in respective fields. All departments have formed their respective Associations and allowed their students to interact with experts in lectures etc.

## Department of Biotechnology- Biotechnology Association (Bio tech Engg. Association)

The Department of Biotechnology invited Dr. Hanuman Mallubhotla, Research Director, Syngene International Ltd., Bengaluru, as the Chief Guest to encourage the activities of Biotechnology Association (BA) in the year 2017-18. He delivered an inspirational talk on **“Emerging Trends in Biopharmaceutical Manufacturing”** on 19<sup>th</sup> April 2018, during this talk he addressed the significance of biologics, advancements in downstream processing overview of industrial working and opportunities for students of Biotechnology.



### Seminars and workshops

Biotechnical engineering association successfully organized “one day hands on workshop on “Basic Tools and Techniques in Bioinformatics using VLife MDs on 18<sup>th</sup> April 2018 Mr. Amit Bedi, Manager VLife sciences technologies (A division of Novalead pharma Pvt.Ltd) has delivered hands on training programme on Homology modeling, Molecular Docking, 2D/3DQSAR, ChemDBS, MolSign, LeadGrow, and ProViz

## **Department of chemical engineering association (ChE Association)**

The chemical engineering Association will involve in the conducting of several events such as Industrial & Academic seminars and workshops. Invite the eminent speakers from reputed Academic Institutions and Industries. Immediate start of Indian Institute of Chemical Engineers (*IChE*) chapter for NIT Andhra Pradesh students. Organizing National Level Competitions in Chemical Engineering Field with the aid of *ChEA*.

## **Department of civil engineering association (Civil Engg. Association)**

The Department of civil engineering association proactively involves in enlightening students with the current trends in civil engineering. Various activities such as technical fests, Guest lectures, Seminars and workshops, group discussions throughout the academic calendar are planned.

## **Department of computer science engineering association (CS Engg. Association)**

The computer science engineering association is inaugurated on 8<sup>th</sup> September, 2017. On this day, the department organized quizzes and technical games for the 1<sup>st</sup> year students.

On 16<sup>th</sup> October 2017, Nobel laureate, Prof. John Mathew has presented a webinar on Cosmology and Dark matter as part of a workshop on “Overview on Compilers” organized by Mr. R. Govindarajulu. The main objective of this event was to provide an overview and importance of compilers. A programme named “Pinnacle group” has been created with a vision to improve the coding skills of the students and it has been proved successful.

## Department of Mechanical Engineering Association (Mech. Engg. Association)

The Department of Mechanical Engineering invited Prof. P. Ravi Kumar of NIT Warangal as the Guest of Honor to encourage the activities of Mechanical Engineering Association (MEA) for the year 2017-18. He gave a talk on the recent trends in mechanical engineering and the various avenues available for the mechanical engineering graduates.

Prof. C. S. P. Rao was the Chief Guest. Prof. S. Srinivasa Rao, Prof. P. Nageshwara Rao and Dr. Gangadharudu of NIT Andhra Pradesh attended the programme. During the presentation given by the guest, the students and faculty interacted with the guest.

Director of the Institute opined that the stream of Mechanical Engineering is very versatile branch and students can choose any field ranging from core field to software, information technology and management.



## Department of Metallurgical and Materials Engineering Association (MME Association)

Department of Metallurgical and Materials Engineering on 12.02.2018 conducted a guest talk on “Electrometallurgy & Corrosion Engineering” by prof. M. K. Mohan, HOD MME NIT Warangal.



MME laboratory inauguration was held on 09.02.2018, The chief guest of this programme is Prof. N. V. Ramana Rao, director NIT Warangal.



## **Department of Electronics and communication engineering (ECE association)**

A workshop on Internet of things conducted by Prof K Ravi Kishore, Dr. B. Lakshmi: the workshop on “Internet of Things-Hands on Development” was held at ECE department NIT Andhra Pradesh during 28-29<sup>th</sup> October. A total of 80 students from 3<sup>rd</sup> year ECE have attended this workshop. During these two days, professors shared their insights, real life scenarios, practical use cases and their solutions on the Internet of Things-Hands on Development.

Prof K. V. Sridhar from NIT Warangal has presented on Linear IC applications on 18<sup>th</sup> December 2017.

Following the workshop on IOT, a winter Internship on Internet of Things under Prof. K. Ravi Kishore NIT Warangal was organized: A group of 20 students did an internship during winter holidays on IOT. The same team of students also undertook the responsibility of conducting workshops for other departments as well. And the team was successful in organizing for a similar workshop for the students of the EEE department.

A group of students conducted Robotics and Embedded Systems workshop for students if the Institute from other disciplines.

Guest lectures on CMOS VLSI Design by Ms. Usha Gogineni, Ph.D. scholar from MIT are conducted on 10<sup>th</sup> January and 24<sup>th</sup> January.

## **Department of Electrical and Electronics Engineering – (EEE Association)**

EEE Association has been inaugurated on 1<sup>st</sup> Nov 2017 by our chief guest Prof V. T. Soma Sekhar, NIT Warangal. The student secretary members are B. S. Nitish and M. Srinivas; the faculty advisor is S. Sreekanth Reddy. Students organized various events under EEEA banner. Workshops/Guest Lectures are organized by this EEE department.

A workshop on concepts and application of circuit theory by the resource person Dr. M. Sydulu NIT Warangal and another workshop on digital signal processing by the resource person Dr. T. Uday Baskar from NIT Warangal.

## Department of Sciences and Humanities Association

The Departments formed a combined Science and Humanities Association. The Administration of NIT Andhra Pradesh invited experts Dr. K. V. G Reddy of Department of Physics and Dr. Srinivas of Department of Chemistry both of them were from NIT Warangal. These two experts visited the Institute and gave talks regarding their respective departments. They stressed the importance Sciences in the development of engineering fields. Prof. P. Nageshwara Rao, Head, Department of sciences and Humanities and Dr. Koteshwara Rao of NIT Andhra Pradesh were present on the occasion.



# INFRASTRUCTURE

## CONSTRUCTION OF BUILDINGS AT THE PERMANENT CAMPUS:

NIT Andhra Pradesh is located at Tadepalligudem town in the West Godavari district of Andhra Pradesh State. The Government of Andhra Pradesh has allocated airfields land available on the outskirts of town. For this purpose, a total of 172.06 acres was allocated. The CPWD has initiated the construction of buildings at the site allocated. As a part of this, CPWD called for tenders for the same.



# **INSTITUTIONAL ACTIVITIES**

## Awareness Programme on JoSAA Counselling

To spread awareness among the aspirant students and their parents, a programme on JoSAA counselling procedure has been arranged. This programme emphasized on choice filling and blocking the seat for those who have qualified in the JEE(Main) examination.



**Prof. C. S. P. Rao, Director and Prof. G. R. K. Acharya addressing the students and parents on awareness of JoSAA counselling.**

## Awareness Programme on Grading and Evaluation:

The mentoring Institute has a Teaching and Learning Centre with senior faculty associated with it in imparting the pedagogical methods in teaching. Since the Institute has recruited new faculty and it is felt essential to have got trained by the senior faculty. For this purpose, Prof. IAK Reddy, Prof. B.V. Appa Rao, Prof Y.Pydisetty and Prof P.Bangaru Babu of NIT Warangal visited the Institute and gave lectures and demonstration on the blooms taxonomy etc. Also, the grading and evaluation of examination systems being adopted by NIT Andhra Pradesh from NIT Warangal was explained.





**Participants along with the experts from NIT Warangal**

## **Books Distribution to the children of under privileged families.**

NIT Andhra Pradesh has cultivated a habit of helping the poor children. It has identified few schools in the vicinity of the Institute. Using the amount collected by selling the old books and papers, we purchased stationery items and a team of faculty of the Institute distributed them to the primary school going children.



**Few Glimpses of book distribution to the school going children.**

# ACHIEVEMENTS

## Students' Achievements - A Tradition of Excellence

- A student from Mechanical Engineering department got selected for the festival of innovation and entrepreneurship at Rashtrapathi Bhavan, New Delhi. The title of his work is "Hybrid Motorcycle with Manual Transmission" that gives more mileage and less carbon emissions

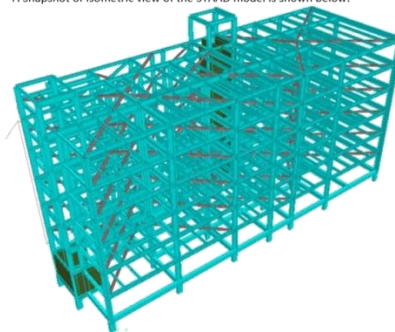


Mr. Godavarthi Srikanth along with his prototype in the stall at **Rashtrapathi Bhavan**.

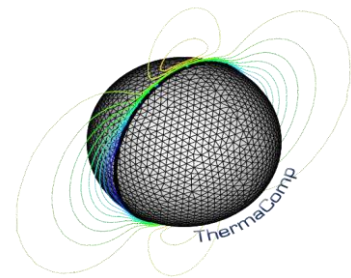
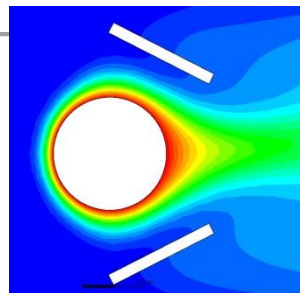
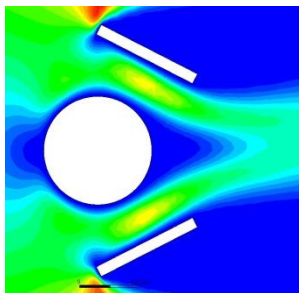
- A team from Civil Engineering department secured 1st position in Megalith-technical fest at IIT Kharagpur.



A Snapshot of Isometric view of the STAAD model is shown below:



- A student team from Mechanical Engineering department presented a research paper at an International conference at Indian Institute of Science (IISc), Bengaluru. The conference entitled Fifth International Conference on Computational Methods for Thermal Problems THERMACOMP2018.



- A group of 46 youth delegates from India visited Russia as a part of youth exchange. A student of Electrical Engineering department of our institution was one among them.



- A group of youth delegates from India visited China as a part of youth exchange. A student of Computer Science Engineering department of our institution was one among them.



- A team from Mechanical Engineering department secured 2nd runner up in Eco-kart championship all over India.



- Kartheek Rajeev, Second Year Metallurgy Student exhibited his Radio Frequency Energy Harvest model at Rashtrapati Bhavan



# **CELEBRATIONS**

## ANNUAL DAY CELEBRATIONS

To mark the end of academic year 2017-18, the students who stood first in their previous semester were given away prizes by the NIT Andhra Pradesh. Prof N.V. Ramana Rao, Director of NIT Warangal and who was the immediate previous mentor Director of NIT Andhra Pradesh was invited as the chief Guest for the function.



**Prof. C. S. P. Rao Director, NIT Andhra Pradesh was lighting the lamp as Prof. N. V. Ramana Rao, Director of NIT Warangal look on.**



**Prof.C.S.P.Rao,director, NIT Andhra Pradesh addressing the students.**



Mrs. Shreya of III year B.Tech (EEE) was receiving topper of all the branches



Prof. N. V. Ramana Rao, Director of NIT Warangal was being felicitated.

## Annual Sports Day Celebrations:

Various sports and games were conducted as part of Annual sports day celebrations for the academic year 2017-18. For the Annual sports day celebrations Prof. P. Ravi Kumar from NIT Warangal was the Guest of Honor, and Prof. C. S. P. Rao, Director of the Institute was the chief guest. Prizes were distributed for the winners of various events and students have proactively participated in various activities including Yoga.



Prizes were given away by Prof.C.S.P.Rao, Director, NIT Andhra Pradesh



Yoga performance by the students of NIT Andhra Pradesh



## International Yoga Day celebrations at NIT Andhra Pradesh

International Yoga Day was celebrated at the campus of NIT Andhra Pradesh on 21.06.2018. Sri. Pydikondala Manikyala Rao, former Minister of Endowments, Govt. of Andhra Pradesh was Chief Guest. Prof. C. S. P. Rao, Director, Prof. S. Srinivasa Rao and Prof. P. Nageswara Rao of NIT Andhra Pradesh were the guests of honor on the occasion. As a part of the celebrations, at 6pm, a yoga practice was observed in the presence of the guests. The importance of practicing yoga to maintain a balanced life was emphasized. Prizes were given away to the yoga trainers as a mark of remembrance.



**On the dais, from left to right- Prof. C. S. P. Rao, Director, Sri. Pydikondala Manikyala Rao and Prof. S. Srinivasa Rao and Prof. P. Nageswara Rao addressing the gathering**



**Yoga Practice Session**

## **Independence Day 2018**

For the year 2017-18, the Institute celebrated Independence Day at its transit campus. On 15-08-2019, the whole nation celebrated 72nd Independence Day. In the morning at 7.15 am, Prof. C. S. P. Rao director of the Institute hoisted the national flag and all faculty, staff and students were present on the occasion. The Director briefly remembered those freedom fighters who fought hardily with Britishers to free the India and brought the freedom. He list out various developmental activities that were achieved in the history of NIT Andhra Pradesh. He expressed confidence that by 2018-19, the Institute would move to its permanent campus. At the end, the students presented their yoga skills and enthused the audience.





## Rangoli Festival:

In the state of Andhra Pradesh, the Pongal festival is celebrated on a grand scale every year as a mark of harvesting season. The rangoli competitions are held at the Institute.



## Republic Day Celebrations:

Republic Day celebrations were held at the Institute with much gala. After the flag hoisting by the Resident Coordinator, the students enthusiastically participated in various activities by exhibiting their talent and the whole celebrations were carried out with much gala.



## Ambedkar Jayanthy Celebrations:

The Birth Day celebrations of Bharat Ratna Dr. B. R. Ambedkar celebrated at the Institute on 14.04.2018. Prof. C. S. P. Rao, Director, Prof. S. Srinivasa Rao and Prof. P. Nageswara Rao of NIT Andhra Pradesh and Prof. N. Selva Raj of NIT Warangal took part in the celebrations. On this occasion, the services rendered by Bharat Ratna Dr. B. R. Ambedkar were remembered and all the participants paid rich tributes to him.



## Vulcanzy 2018

The fest was diligently organized. There was a soul to it. A soul that was vibrant, contagious and exuberant.

Prof. Y. N. Reddy of NIT-Warangal arrived in time along with the resident coordinator Prof. Srinivas Rao of NIT-Andhra Pradesh to the inaugural ceremony and they were received by the fest coordinator Prof. Ahmed.

The students welcomed them by presenting blossoming bouquets of flowers and sang the prayer song which is a custom tradition.

The inaugural ceremony was filled with all the association and club heads who were enthusiastic and set the mood for the celebrations. Soon they declared the festival open with the lighting of the lamp.



Then the respected dignitaries gave their valuable messages, experiences and ideas to encourage students for active participation.

Vulcanzy 2k18 was a 3day techno-cultural fest which was scheduled as one and half day for technical events and one and half day for cultural events.

As part of Vulcanzy 2k18, a number of events such as Doodle it, Beat Quest, Whirlophile, Sherlock, Passcode were conducted which showcased the talents of the students. The event was closed with the cultural performances by students.



# **Annual Accounts**

## **2017-18**

## NATIONAL INSTITUTE OF TECHNOLOGY, ANDHRA PRADESH

INDEX		Page No.
1	Balance Sheet College	01
2	Income and Expenditure Account of College	02
3	Schedules to Balance Sheet of College	03-21
4	Schedules to Incomes & Expenditure Account of College	22-36
5	Receipts and Payments Account of College	37-38
6	Working Papers to Receipts and Payments account of College	39-40

**NATIONAL INSTITUTE OF TECHNOLOGY**  
**ANDHRA PRADESH**

**BALANCE SHEET AS AT 31-03-2018**

(Amount in Rupees)

<b>SOURCES OF FUNDS</b>	<b>SCHEDULE</b>	<b>Current Year</b>	<b>Previous Year</b>
<b>Corpus / Capital Fund</b>	<b>1</b>	12,08,17,508	3,91,35,028
<b>Designated / Earmarked / Endowment Funds</b>	<b>2</b>	12,93,47,741	2,28,00,000
<b>Current Liabilities &amp; Provisions</b>	<b>3</b>	49,31,22,140	18,76,85,567
<b>TOTAL</b>		<b>74,32,87,389</b>	<b>24,96,20,595</b>
<b>APPLICATION OF FUNDS</b>			
<b>Fixed Assets</b>	<b>4</b>		
-- Tangible Assets		5,02,13,314	3,84,75,727
-- Intangible Assets		9,049	0
-- Capital Work in progress		0	0
<b>Investments</b>	<b>5</b>		
-- Long Term		0	0
-- Short Term		10,50,00,000	0
<b>Investments - Others</b>	<b>6</b>	0	0
<b>Current Assets</b>	<b>7</b>	38,01,51,233	20,43,17,513
<b>Loans, Advanes &amp; Deposits</b>	<b>8</b>	20,79,13,793	68,11,455
<b>TOTAL</b>		<b>74,32,87,389</b>	<b>24,96,04,695</b>
<b>Significant Accounting Policies</b>	<b>23</b>		
<b>Contingent Liabilities and Notes to Accounts</b>	<b>24</b>		

**NATIONAL INSTITUTE OF TECHNOLOGY**  
**ANDHRA PRADESH**

**INCOME AND EXPENDITURE ACCOUNT FOR THE YEAR ENDED 31ST MARCH 2018**

(Amount in Rupees)

SOURCES OF FUNDS	SCHEDULE	Current Year	Capital Fund	Total	Previous Year
Academic Receipts	9	6,01,00,974	0	6,01,00,974	4,54,47,879
Grants / Subsidies	10	7,90,00,000	0	7,90,00,000	0
Income from Investments	11	1,16,51,186	0	1,16,51,186	59,59,523
Interest Earned	12	0	0	0	0
Other Income	13	5,72,011	0	5,72,011	2,03,886
Prior Period Income	14	1,76,268	0	1,76,268	0
<b>TOTAL (A)</b>		<b>15,15,00,439</b>	<b>0</b>	<b>15,15,00,439</b>	<b>5,16,11,288</b>
<b>EXPENDITURE</b>					
Staff Payments & Benefits (Establishment Expenses)	15	5,03,00,024	0	5,03,00,024	2,68,52,231
Academic Expenses	16	17,16,726	0	17,16,726	59,29,400
Administrative and General Exp	17	2,30,53,038	0	2,30,53,038	1,60,91,234
Transportation expenses	18	58,04,995	0	58,04,995	47,91,334
Repairs & Maintenance	19	4,97,644	0	4,97,644	1,08,377
Finance Cost	20	0	0	0	0
Depreciation	4	95,40,693	0	95,40,693	63,24,457
Other Expenses	21	0	0	0	0
Prior Period Expenses	22	1,76,268	0	1,76,268	0
<b>TOTAL (B)</b>		<b>9,10,89,388</b>	<b>0</b>	<b>9,10,89,388</b>	<b>6,00,97,033</b>
<b>Balance being excess of Income over Expenditure (A-B)</b>		<b>6,04,11,051</b>	<b>0</b>	<b>6,04,11,051</b>	<b>-84,85,745</b>
<b>Transfer to / from Designated Fund</b>		<b>0</b>	<b>0</b>	<b>0</b>	<b>0</b>
<b>Building Fund</b>		<b>0</b>	<b>0</b>	<b>0</b>	<b>0</b>
<b>Others if Any</b>		<b>0</b>	<b>0</b>	<b>0</b>	<b>0</b>
<b>Balance being surplus (Deficit) carried to General Fund</b>		<b>6,04,11,051</b>	<b>0</b>	<b>6,04,11,051</b>	<b>-84,85,745</b>
Notes on Accounts	23				

**SCHEDULE 1- CORPUS FUND / CAPITAL FUND**

<b>PARTICULARS</b>	<b>CURRENT YEAR</b>	<b>PREVIOUS YEAR</b>
Balance as at the beginning of the year	3,91,35,028	-6,19,686
Add: Contributions towards Corpus / Capital Fund	0	0
Add: Grants from UGC, GOI and State Government to the extent utilized for capital expenditure	2,12,71,429	4,79,19,913
Add: Assets purchased out of Earmarked Funds	0	0
Add: Assets purchased out of Sponsored Projects where ownership vests in the institution	0	3,20,545
Add: Assets Donated / Gifts Received - Land received from State Govt	0	1
Add: Other Addition	0	0
Add: Excess of Income over expenditure transferred from Income & Expenditure Account	6,04,11,051	0
	12,08,17,508	4,76,20,773
Ded: Deficit of Income over Expenditure transferred from Income & Expenditure Account	0	-84,85,745
<b>Balance at the year end</b>	<b>12,08,17,508</b>	<b>3,91,35,028</b>

**SCHEDULE - 2: DESIGNATED / EARMARKED / ENDOWMENT FUND**

Particulars	FUND WISE BREAK UP						TOTAL	
	SC Sub Plan - Non Recurring	ST Sub Plan - Non Recurring	SC Sub Plan - Recurring	ST Sub Plan - Recurring	TOTAL DESIGNATED / EARMARKED FUNDS	ENDOWMENT FUND	CURRENT YEAR	PREVIOUS YEAR
a) Opg. Balance of the Funds	75,00,000	40,00,000	75,00,000	38,00,000	2,28,00,000	-	2,28,00,000	0
b) Additions during the year	6,00,00,000	2,40,00,000	1,50,00,000	60,00,000	10,50,00,000	-	10,50,00,000	2,28,00,000
c) Income from investments made of the funds	-	-	-	-	-	-	-	0
d) Accrued Interest on Investments / Advances	8,32,243	3,32,897	2,47,196	1,35,405	15,47,741	-	15,47,741	0
e) Interest on Savings Bank A/c	-	-	-	-	-	-	-	0
f) Other additions (Specify nature)	-	-	-	-	-	-	-	0
<b>TOTAL (A)</b>	<b>6,83,32,243</b>	<b>2,83,32,897</b>	<b>2,27,47,196</b>	<b>99,35,405</b>	<b>12,93,47,741</b>	<b>-</b>	<b>12,93,47,741</b>	<b>22800000</b>
B) Utilization / Exp towards objectives of funds								
i) Capital Expenditure	-	-	-	-	-	-	-	0
i) Revenue Expenditure	-	-	-	-	-	-	-	0
<b>TOTAL (B)</b>	<b>-</b>	<b>-</b>	<b>-</b>	<b>-</b>	<b>-</b>	<b>-</b>	<b>-</b>	<b>0</b>
<b>Closing Balance at the year end (A-B)</b>	<b>6,83,32,243</b>	<b>2,83,32,897</b>	<b>2,27,47,196</b>	<b>99,35,405</b>	<b>12,93,47,741</b>	<b>-</b>	<b>12,93,47,741</b>	<b>22800000</b>

Represented by								
Cash and Bank Balances	75,00,000	40,00,000	75,00,000	38,00,000	2,28,00,000	-	2,28,00,000	
Investments	6,00,00,000	2,40,00,000	1,50,00,000	60,00,000	10,50,00,000	-	10,50,00,000	2,28,00,000
Interest accrued but not due	8,32,243	3,32,897	2,47,196	1,35,405	15,47,741	-	15,47,741	-
<b>Total:</b>	<b>6,83,32,243</b>	<b>2,83,32,897</b>	<b>2,27,47,196</b>	<b>99,35,405</b>	<b>12,93,47,741</b>	<b>-</b>	<b>12,93,47,741</b>	<b>2,28,00,000</b>

## SCHEDULE 2A

## ENDOWMENT FUNDS

Sr No	Name of the Endowment	Opg Balance		Additions during the year		Total		Expenditure on the object during the yr	Closing balances		
		Endowment	Accumulated Interest	Endowment	Interest	Endowment	Accumulated Interest		Endowment	Accumulated Interest	Total
1	2	3	4	5	6	7=(3+5)	8=(4+6)	9	10	11	12=(10+11)
	Total	0	0	0	0	0	0	0	0	0	0

- 1 The total of Columns 3 & 4 will appear as the opening Balances in the Column "Endowment Funds" in Schedule 2, of Earmarked Funds forming part of the B.S.
- 2 The total of Col.9 should normally be less than the total of Col.8, as only the interest is to be used for the expenditure on the object of the endowments
- 3 There should not normally be a debit balance in the schedule, if in a rare case, there is debit balance against any of the Endowment funds the debit balance should appear on the Assets side of the Balance Sheet as "Receivable", in Schedule-8 Loans, Advances & Deposits.

### SCHEDULE 3 - CURRENT LIABILITIES & PROVISIONS

PARTICULARS	CURRENT YEAR	PREVIOUS YEAR
<b>A. CURRENT LIABILITIES</b>		
1. Deposits from staff		
--- Security Deposit for Staff Quarters	0	0
2. Deposits from students		
--- Lab and Library Deposit	73,56,000	47,70,000
--- Hostel Caution Deposit	96,40,000	62,48,000
3. Sundry Creditors		
a) For Goods & Services	0	0
b) Others	0	0
4. Deposits - others (including EMD, Security deposit)		
--- Tender Deposit	3,65,000	1,80,000
--- Other Deposit	0	0
5. Statutory Liabilities(GPF, TDS, WC TAX, CPF, GIS, NPS):		
a) Overdue	0	0
b) Others		
--- Profession Tax	0	0
--- Income Tax (TDS)	3,68,308	0
6. Other Current Liabilities:		
a) Salaries - Outstanding salaries to Adhoc faculties	35,86,368	24,67,782
b) Receipts against sponsored projects	0	0
c) Receipts against sponsored fellowships & scholarships (Schedule -3A)	5,68,316	8,98,840
d) Unutilised Grants (Schdule -3C)	32,40,08,658	2,92,80,087
e) Grants in advance (grants received in advance for next year)	0	0
f) Other funds	0	0
g) Other liabilities		
--- SBI CR Reddy Branch	0	0
--- NIT, Warangal	10,00,00,000	10,00,00,000
--- Fee Payable	1,26,38,187	56,000
--- Hostel & Mess Charges Paid & Payable	1,47,000	1,83,60,000
--- Aluminium Association Fee	24,90,000	16,16,000
--- Games Fee	11,22,035	5,17,035
--- Institution Development fee	1,24,50,000	80,80,000

--- Internet & ICT Charges	29,13,600	14,61,600
--- Medical Fee	23,92,004	12,09,644
--- Magazine Fee	2,42,800	1,21,800
--- Students Club Fee	12,14,000	6,09,000
--- Student Library Fee	32,02,497	13,87,497
--- Student Welfare Fund	7,28,400	3,65,400
--- Technical Association Fee	4,81,600	2,39,600
--- Fest Fee Collected	3,42,817	0
--- Student Scholarship	39,11,982	4,26,316
--- Outstanding Liabilities	29,52,568	93,90,966
<b>TOTAL (A)</b>	<b>49,31,22,140</b>	<b>18,76,85,567</b>
<b>B. PROVISIONS</b>		
1. For Taxation	0	0
2. Gratuity	0	0
3. Superannuation/ Pension	0	0
4. Accumulated Leave Encashment	0	0
5. Trade Warranties/ Claims	0	0
6. Others (Specify)	0	0
<b>TOTAL (B)</b>	<b>0</b>	<b>0</b>
<b>TOTAL (A+B)</b>	<b>49,31,22,140</b>	<b>18,76,85,567</b>

Note: Unutilised grants 6(d) will include grants received in advance for next year

## ENCLOSURE TO BALANCE SHEET

## ENCLOSURE TO CURRENT LIABILITIES AND PROVISIONS (Schedule - 3)

HEAD OF ACCOUNT	OPG. BALANCE	RECEIPTS	PAYMENTS	CLG BALANCE
<b>Other Deposits</b>				
Tender Deposit	1,80,000	13,55,000	11,70,000	3,65,000
Hostel & Mess Charges Received & Paid	1,83,60,000	5,48,64,000	7,30,77,000	1,47,000
Aluminium Association Fee	16,16,000	8,86,000	12,000	24,90,000
Games Fee	5,17,035	6,08,500	3,500	11,22,035
Institution Development fee	80,80,000	43,80,000	10,000	1,24,50,000
Internet & ICT Charges	14,61,600	14,60,400	8,400	29,13,600
Medical Fee	12,09,644	12,17,000	34,640	23,92,004
Magazine Fee	1,21,800	1,21,700	700	2,42,800
Students Club Fee	6,09,000	6,08,500	3,500	12,14,000
Student Library Fee	13,87,497	18,25,500	10,500	32,02,497
Student Welfare Fund	3,65,400	3,65,100	2,100	7,28,400
Student Scholarship	4,26,316	1,41,42,138	1,06,56,472	39,11,982
Technical Association Fee	2,39,600	2,43,400	1,400	4,81,600
Fest Fee Collected	0	6,08,500	2,65,683	3,42,817
Fellowship	0	11,76,575	11,76,575	0
<b>Sub Total (a)</b>	<b>3,45,73,892</b>	<b>8,38,62,313</b>	<b>8,64,32,470</b>	<b>3,20,03,735</b>
<b>Student Deposits</b>				
Hostel Caution Deposit	62,48,000	34,80,000	88,000	96,40,000
Lab and Library Deposit	47,70,000	26,58,000	72,000	73,56,000
<b>Sub Total (b)</b>	<b>1,10,18,000</b>	<b>61,38,000</b>	<b>1,60,000</b>	<b>1,69,96,000</b>
<b>Grand Total (a+b)</b>	<b>4,55,91,892</b>	<b>9,00,00,313</b>	<b>8,65,92,470</b>	<b>4,89,99,735</b>
<b>HEAD OF ACCOUNT - STATRY LIABILITIES</b>	<b>OPG. BALANCE</b>	<b>RECEIPTS</b>	<b>PAYMENTS</b>	<b>CLG BALANCE</b>
Profession Tax	0	0	0	0
Income Tax(TDS)	0	17,27,056	13,58,748	3,68,308
<b>GRAND TOTAL</b>	<b>0</b>	<b>17,27,056</b>	<b>13,58,748</b>	<b>3,68,308</b>

**SCHEDULE - 3(a) - SPONSORED PROJECTS**

Sr No	Name of the Project	Opening Balance		Receipts / Recoveries	Total	Expenditure during the	Closing Balance	
		Credit	Debit				Credit	Debit
1	2	3	4	5	6	7	8	9
1			0	0	0		0	0
	Total	0	0	0	0	0	0	0

- 1 The Projects may be listed agency-wise, with sub-totals for each agency
- 2 The total of Col.8 (Credit) will appear under the above head on the liabilities side of the Balance Sheet (Schdule-3)
- 3 The total of Col.9(debit) will appear as Receivables in Schedule 8, Loans, Advances and Deposits on the Assets of the Balance Sheet

**SCHEDULE 3(b) SPONSORED FELLOWSHIPS AND SCHOLARSHIPS**

Sl No	Name of the Sponsor	Opening Balance as on		Transactions during the year		Closing Balance as on	
		Cr	Dr	Cr	Dr	Cr	Dr
1	University Grant Commission	0	0	0	0	0	0
2	Ministry.....	0	0	0	0	0	0
	DST-SERB - Scanning near Field Optical Microscopy Investigation of Optical Field Strength in Metal Dielectric Nanostructures and .....Spectroscopy - Dr Mahamad Ahamad Mohiddon	898840	0	0	330524	568316	0
3	Others (Specify individually)	0	0	0	0	0	0
		898840	0	0	330524	568316	0

- 1 The total of Column 7 (Credit) will appear under the above head, on the liabilities side of the Balance Sheet (Sch-3)
- 2 The total of Column 8 (Debit) will appear as Receivables on the Assets side of the Balance Sheet (Sch-8)

**SCHEDULE 3 (c)- UNUTILISED GRANTS FROM UGC, GOVERNMENT OF INDIA AND STATE GOVERNMENTS**

	<b>CURRENT YEAR</b>	<b>PREVIOUS YEAR</b>
<b>A. Plan Grants: Government of India</b>		
Balance B/f	2,92,80,087	0
Add: Receipts during the year	31,60,00,000	7,72,00,000
<b>Total(a)</b>	<b>34,52,80,087</b>	<b>7,72,00,000</b>
Less: Refunds	0	0
Less: Utilized for Revenue Expenses	0	0
Less: Utilized for Capital Expenses	2,12,71,429	4,79,19,913
<b>total(b)</b>	<b>2,12,71,429</b>	<b>4,79,19,913</b>
Unutilized carried forward (a-b)	32,40,08,658	2,92,80,087
<b>B. UGC Grants: Plan</b>		
Balance B/f	0	0
Receipts during the year	0	0
<b>Total(c)</b>	<b>0</b>	<b>0</b>
Less: Refunds	0	0
Less: Utilized for Revenue Expenses	0	0
Less: Utilized for Capital Expenses	0	0
<b>total(d)</b>	<b>0</b>	<b>0</b>
Unutilized carried forward (c-d)	0	0
<b>C. UGC Grants Non Plan</b>		
Balance B/f	0	0
Receipts during the year	0	0
<b>Total(e)</b>	<b>0</b>	<b>0</b>
Less: Refunds	0	0
Less: Utilized for Revenue Expenses	0	0
Less: Utilized for Capital Expenses	0	0
<b>total(f)</b>	<b>0</b>	<b>0</b>
Unutilized carried forward (e-f)	0	0

<b>D. Grants from State Govt.</b>		
Balance B/f	0	0
Receipts during the year - Cost of Land	0	0
<b>Total(g)</b>	<b>0</b>	<b>0</b>
Less: Refunds	0	0
Less: Utilized for Revenue Expenses	0	0
Less: Utilized for Capital Expenses - Cost of Land	0	0
<b>total(h)</b>	<b>0</b>	<b>0</b>
Unutilized carried forward (g-h)	0	0
<b>Grand Total (A+B+C+D)</b>	<b>32,40,08,658</b>	<b>2,92,80,087</b>

- Unutilized grants includes advances on Capital Account
- Unutilized grants include grants received in advance for the next year
- Unutilized grants are represented on the Assets side by Bank Balances, Short term Deposits with Banks and Advances on Capital Account

## FIXED ASSET SCHEDULE

## SCHEDULE - 4 - FIXED ASSETS

(Amount in Rupees)

S.No	DESCRIPTIONS	GROSS BLOCK				DEPRECIATION				NET BLOCK	
		Opg Balance 01.04.2017	Additions	Deductions	CI Balance	Dep Opening Balance	Depreciation for the year	Deduction / Adjustments	Total Depreciation	31.03.2018	31.03.2017
1	Land	1	0	0	1	0	0	0	0	1	1
2	Site Development	0	0	0	0	0	0	0	0	0	0
3	Buildings	33,60,000	32,22,385	0	65,82,385	11,20,000	27,31,193	0	38,51,193	27,31,192	22,40,000
4	Roads & Bridges	0	0	0	0	0	0	0	0	0	0
5	Tubewells & Water Supply	0	0	0	0	0	0	0	0	0	0
6	Sewarage & Drainage	0	0	0	0	0	0	0	0	0	0
7	Electrical Installation and Equipment	59,67,465	21,45,641	0	81,13,106	5,33,780	4,05,655	0	9,39,435	71,73,671	54,33,685
8	Plant & Machinery	0	0	0	0	0	0	0	0	0	0
9	Scientific & Laboratory Equipment	22,66,603	37,92,030	0	60,58,633	2,80,750	4,84,691	0	7,65,441	52,93,192	19,85,853
10	Office Equipment	8,95,734	0	0	8,95,734	1,29,528	67,180	0	1,96,708	6,99,026	7,66,206
11	Audit Visual Equipment	34,18,500	10,09,050	0	44,27,550	4,24,330	3,32,066	0	7,56,396	36,71,154	29,94,170
12	Computers & Peripherals	1,50,62,964	16,85,352	0	1,67,48,316	49,86,063	33,49,663	0	83,35,726	84,12,590	1,00,76,901
13	Furniture, Fixtures & Fittings	1,25,69,149	64,76,511	0	1,90,45,660	13,63,813	14,28,425	0	27,92,238	1,62,53,423	1,12,05,336
14	Vehicles	0	0	0	0	0	0	0	0	0	0
15	Lib Books & Scientific Journals	43,52,997	29,34,212	0	72,87,209	5,79,422	7,28,721	0	13,08,143	59,79,066	37,73,575
16	Small Value of assets	0	0	0	0	0	0	0	0	0	0
	<b>Tota (A)</b>	<b>4,78,93,413</b>	<b>2,12,65,181</b>	<b>0</b>	<b>6,91,58,594</b>	<b>94,17,686</b>	<b>95,27,594</b>	<b>0</b>	<b>1,89,45,280</b>	<b>5,02,13,314</b>	<b>3,84,75,727</b>
17	Capital Work in progress (B)	0	0	0	0	0	0	0	0	0	0

S.No	Intangible Assets	Opg Balance 01.04.2017	Additions	Deductions	CI Balance	Dep / Amortization Opening Balance	Depreciation / Amortization for the year	Deduction / Adjustments	Total Depreciation / Amortization	31.03.2018	31.03.2017
18	Computer Software	26,500	6,248	0	32,748	10,600	13,099	0	23,699	9,049	15,900
19	E-Journals	0	0	0	0	0	0	0	0	0	0
20	Patents	0	0	0	0	0	0	0	0	0	0
	<b>Total (C)</b>	<b>26,500</b>	<b>6,248</b>	<b>0</b>	<b>32,748</b>	<b>10,600</b>	<b>13,099</b>	<b>0</b>	<b>23,699</b>	<b>9,049</b>	<b>15,900</b>
	<b>Grand Total(A+B+C)</b>	<b>4,79,19,913</b>	<b>2,12,71,429</b>	<b>0</b>	<b>6,91,91,342</b>	<b>94,28,286</b>	<b>95,40,693</b>	<b>0</b>	<b>1,89,68,979</b>	<b>5,02,22,363</b>	<b>3,84,91,627</b>

## FIXED ASSET SCHEDULE

## SCHEDULE - 4A - PLAN

(Amount in Rupees)

S.No	DESCRIPTIONS	GROSS BLOCK				DEPRECIATION				NET BLOCK	
		Opg Balance 01.04.2017	Additions	Deductions	CI Balance	Dep Opening Balance	Depreciation for the year	Deduction / Adjustments	Total Depreciation	31.03.2018	31.03.2017
1	Land	1	0	0	1	0	0	0	0	1	1
2	Site Development	0	0	0	0	0	0	0	0	0	0
3	Buildings	33,60,000	32,22,385	0	65,82,385	11,20,000	27,31,193	0	38,51,193	27,31,192	22,40,000
4	Roads & Bridges	0	0	0	0	0	0	0	0	0	0
5	Tubewells & Water Supply	0	0	0	0	0	0	0	0	0	0
6	Sewarage & Drainage	0	0	0	0	0	0	0	0	0	0
7	Electrical Installation and Equipment	59,67,465	21,45,641	0	81,13,106	5,33,780	4,05,655	0	9,39,435	71,73,671	54,33,685
8	Plant & Machinery	0	0	0	0	0	0	0	0	0	0
9	Scientific & Laboratory Equipment	22,66,603	37,92,030	0	60,58,633	2,80,750	4,84,691	0	7,65,441	52,93,192	19,85,853
10	Office Equipment	8,95,734	0	0	8,95,734	1,29,528	67,180	0	1,96,708	6,99,026	7,66,206
11	Audit Visual Equipment	34,18,500	10,09,050	0	44,27,550	4,24,330	3,32,066	0	7,56,396	36,71,154	29,94,170
12	Computers & Peripherals	1,50,62,964	16,85,352	0	1,67,48,316	49,86,063	33,49,663	0	83,35,726	84,12,590	1,00,76,901
13	Furniture, Fixtures & Fittings	1,25,69,149	64,76,511	0	1,90,45,660	13,63,813	14,28,425	0	27,92,238	1,62,53,423	1,12,05,336
14	Vehicles	0	0	0	0	0	0	0	0	0	0
15	Lib Books & Scientific Journals	43,52,997	29,34,212	0	72,87,209	5,79,422	7,28,721	0	13,08,143	59,79,066	37,73,575
16	Small Value of assets	0	0	0	0	0	0	0	0	0	0
	<b>Tota (A)</b>	<b>4,78,93,413</b>	<b>2,12,65,181</b>	<b>0</b>	<b>6,91,58,594</b>	<b>94,17,686</b>	<b>95,27,594</b>	<b>0</b>	<b>1,89,45,280</b>	<b>5,02,13,314</b>	<b>3,84,75,727</b>
17	Capital Work in progress (B)	0	0	0	0	0	0	0	0	0	0

S.No	Intangible Assets	Opg Balance 01.04.2017	Additions	Deductions	CI Balance	Dep / Amortization Opening Balance	Depreciation / Amortization for the year	Deduction / Adjustments	Total Depreciation / Amortization	31.03.2018	31.03.2017
18	Computer Software			0	0		0	0	0	0	0
19	E-Journals	0	0	0	0	0	0	0	0	0	0
20	Patents	0	0	0	0	0	0	0	0	0	0
	<b>Total (C)</b>	<b>0</b>	<b>0</b>	<b>0</b>	<b>0</b>	<b>0</b>	<b>0</b>	<b>0</b>	<b>0</b>	<b>0</b>	<b>0</b>

	<b>Grand Total(A+B+C)</b>	<b>4,78,93,413</b>	<b>2,12,65,181</b>	<b>0</b>	<b>6,91,58,594</b>	<b>94,17,686</b>	<b>95,27,594</b>	<b>0</b>	<b>1,89,45,280</b>	<b>5,02,13,314</b>	<b>3,84,75,727</b>
--	---------------------------	--------------------	--------------------	----------	--------------------	------------------	------------------	----------	--------------------	--------------------	--------------------

## FIXED ASSET SCHEDULE

## SCHEDULE - 4B - NON PLAN

(Amount in Rupees)

S.No	DESCRIPTIONS	GROSS BLOCK				DEPRECIATION				NET BLOCK	
		Opg Balance 01.04.2017	Additions	Deductions	CI Balance	Dep Opening Balance	Depreciation for the year	Deduction / Adjustments	Total Depreciation	31.03.2018	31.03.2017
1	Land	0	0	0	0						
2	Site Development	0	0	0	0	0	0	0	0	0	0
3	Buildings	0	0	0	0	0	0	0	0	0	0
4	Roads & Bridges	0	0	0	0						
5	Tubewells & Water Supply	0	0	0	0	0	0	0	0	0	0
6	Sewarage & Drainage	0	0	0	0	0	0	0	0	0	0
7	Electrical Installation and Equipment	0	0	0	0	0	0	0	0	0	0
8	Plant & Machinery	0	0	0	0	0	0	0	0	0	0
9	Scientific & Laboratory Equipment	0	0	0	0	0	0	0	0	0	0
10	Office Equipment	0	0	0	0	0	0	0	0	0	0
11	Audit Visual Equipment	0	0	0	0	0	0	0	0	0	0
12	Computers & Peripherals	0	0	0	0	0	0	0	0	0	0
13	Furniture, Fixtures & Fittings	0	0	0	0	0	0	0	0	0	0
14	Vehicles	0	0	0	0	0	0	0	0	0	0
15	Lib Books & Scientific Journals	0	0	0	0	0	0	0	0	0	0
16	Small Value of assets	0	0	0	0	0	0	0	0	0	0
	<b>Tota (A)</b>	<b>0</b>	<b>0</b>	<b>0</b>	<b>0</b>	<b>0</b>	<b>0</b>	<b>0</b>	<b>0</b>	<b>0</b>	<b>0</b>
17	Capital Work in progress (B)	0	0	0	0	0	0	0	0	0	0
<b>S.No</b>	<b>Intangible Assets</b>	<b>Opg Balance 01.04.2017</b>	<b>Additions</b>	<b>Deductions</b>	<b>CI Balance</b>	<b>Dep / Amortization Opening Balance</b>	<b>Depreciation / Amortization for the year</b>	<b>Deduction / Adjustments</b>	<b>Total Depreciation / Amortization</b>	<b>31.03.2018</b>	<b>31.03.2017</b>
18	Computer Software	0	0	0	0	0	0	0	0	0	0
19	E-Journals	0	0	0	0	0	0	0	0	0	0
20	Patents	0	0	0	0	0	0	0	0	0	0
	<b>Total (C)</b>	<b>0</b>	<b>0</b>	<b>0</b>	<b>0</b>	<b>0</b>	<b>0</b>	<b>0</b>	<b>0</b>	<b>0</b>	<b>0</b>
	<b>Grand Total(A+B+C)</b>	<b>0</b>	<b>0</b>	<b>0</b>	<b>0</b>	<b>0</b>	<b>0</b>	<b>0</b>	<b>0</b>	<b>0</b>	<b>0</b>

## FIXED ASSET SCHEDULE

## SCHEDULE 4C - INTANGIBLE ASSETS

S.No	DESCRIPTIONS	GROSS BLOCK				DEPRECIATION				NET BLOCK	
		Opg Balance 01.04.2017	Additions	Deductions	CI Balance	Dep / Amortization Opening Balance	Depreciation / Amortization for the year	Deduction / Adjustments	Total Depreciation / Amortization	31.03.2018	31.03.2017
1	Patents & Copyrights	0	0	0	0	0	0	0	0	0	0
2	Computer Software	26,500	6,248	0	32,748	10,600	13,099	0	23,699	9,049	15,900
3	E-Journals	0	0	0	0	0	0	0	0	0	0
	<b>Total</b>	<b>26,500</b>	<b>6,248</b>	<b>0</b>	<b>32,748</b>	<b>10,600</b>	<b>13,099</b>	<b>0</b>	<b>23,699</b>	<b>9,049</b>	<b>15,900</b>

## SCHEDULE - 4D - OTHERS

(Amount in Rupees)

S.No	DESCRIPTIONS	GROSS BLOCK				DEPRECIATION				NET BLOCK	
		Opg Balance 01.04.2017	Additions	Deductions	CI Balance	Dep Opening Balance	Depreciation for the year	Deduction / Adjustments	Total Depreciation	31.03.2018	31.03.2017
1	Land	0	0	0	0	0	0	0	0	0	0
2	Site Development	0	0	0	0	0	0	0	0	0	0
3	Buildings	0	0	0	0	0	0	0	0	0	0
4	Roads & Bridges	0	0	0	0	0	0	0	0	0	0
5	Tubewells & Water Supply	0	0	0	0	0	0	0	0	0	0
6	Sewarage & Drainage	0	0	0	0	0	0	0	0	0	0
7	Electrical Installation and Equipment	0	0	0	0	0	0	0	0	0	0
8	Plant & Machinery	0	0	0	0	0	0	0	0	0	0
9	Scientific & Laboratory Equipment	0	0	0	0	0	0	0	0	0	0
10	Office Equipment	0	0	0	0	0	0	0	0	0	0
11	Audit Visual Equipment	0	0	0	0	0	0	0	0	0	0
12	Computers & Peripherals	0	0	0	0	0	0	0	0	0	0
13	Furniture, Fixtures & Fittings	0	0	0	0	0	0	0	0	0	0
14	Vehicles	0	0	0	0	0	0	0	0	0	0
15	Lib Books & Scientific Journals	0	0	0	0	0	0	0	0	0	0
16	Small Value of assets	0	0	0	0	0	0	0	0	0	0
	<b>Tota</b>	<b>0</b>	<b>0</b>	<b>0</b>	<b>0</b>	<b>0</b>	<b>0</b>	<b>0</b>	<b>0</b>	<b>0</b>	<b>0</b>
17	Capital Work in progress	0	0	0	0	0	0	0	0	0	0
	<b>Grand Total</b>	<b>0</b>	<b>0</b>	<b>0</b>	<b>0</b>	<b>0</b>	<b>0</b>	<b>0</b>	<b>0</b>	<b>0</b>	<b>0</b>

1 The figure in column "Deduction" under Gross Block against the head Capital Work in Progress represents the transfer from Work in Progress to Assets during the year

2 The figure in column "Additions during the year under Gross Block against Assets 1 to 14 include transfer from work in progress during the year, as well as further acquisition during the year.

**SCHEDULE 4(C) (i) PATENTS AND COPYRIGHTS**

<b>PARTICULARS</b>	<b>Op Balance</b>	<b>Addition</b>	<b>Gross</b>	<b>Amortization</b>	<b>Net Block 31.03.2018</b>	<b>Net Block 31.03.2017</b>
<b>A. Patents Granted</b>						
1. Balance as on 31.03.18 of Patents obtained in 2008-09 (Original Value - Rs...../-)	0	0	0	0	0	0
2. Balance as on 31.03.18 of Patents obtained in 2010-11 (Original Value - Rs...../-)	0	0	0	0	0	0
3. Balance as on 31.03.18 of Patents obtained in 2012-13 (Original Value - Rs...../-)	0	0	0	0	0	0
4. Patents granted during the current year	0	0	0	0	0	0
<b>Total</b>	<b>0</b>	<b>0</b>	<b>0</b>	<b>0</b>	<b>0</b>	<b>0</b>

<b>PARTICULARS</b>	<b>Op Balance</b>	<b>Addition</b>	<b>Gross</b>	<b>Amortization</b>	<b>Net Block 31.03.2018</b>	<b>Net Block 31.03.2017</b>
<b>B. Patents pending in respect of Patents applied for</b>						
1. Expenditure incurred during 2009-10 to 2011-12	0	0	0	0	0	0
2. Expenditure incurred during 2012-13	0	0	0	0	0	0
3. Expenditure incurred during 2013-14	0	0	0	0	0	0
<b>Total</b>	<b>0</b>	<b>0</b>	<b>0</b>	<b>0</b>	<b>0</b>	<b>0</b>

<b>C. Grand Total (A+B)</b>	<b>0</b>	<b>0</b>	<b>0</b>	<b>0</b>	<b>0</b>	<b>0</b>
-----------------------------	----------	----------	----------	----------	----------	----------

The Addition in Part A (patents granted) will be figure of patents granted during the year, transferred from Part B (Column- Patents granted/rejected). The amount against grants rejected during the year is written off in the income and expenditure account.

**SCHEDULE 5 - INVESTMENTS FROM EARMARKED / ENDOWMENT FUNDS**

<b>S.No.</b>	<b>PARTICULARS</b>	<b>CURRENT YEAR</b>	<b>PREVIOUS YEAR</b>
1	In Central Government Securities	0	0
2	In State Government Securities	0	0
3	Other Approved Securities	0	0
4	Shares	0	0
5	Debentures and Bonds	0	0
6	Term Deposits with Banks	10,50,00,000	0
7	Others (to be specified)	0	0
	<b>TOTAL</b>	10,50,00,000	0

**SCHEDULE 5(A): INVESTMENTS FROM EARMARKED / ENDOWMENT FUNDS (FUND WISE)**

<b>SI No</b>	<b>FUNDS</b>	<b>CURRENT YEAR</b>	<b>PREVIOUS YEAR</b>
		0	0
		0	0
	<b>Total</b>	<b>0</b>	<b>0</b>

The total in this sub schedule will agree with the total in Schedule 5

**SCHEDULE 6 - INVESTMENTS - OTHERS**

<b>PARTICULARS</b>	<b>CURRENT YEAR</b>	<b>PREVIOUS YEAR</b>
1. In Central Government Securities	0	0
2. In State Government Securities	0	0
3. Other Approved Securities	0	0
4. Shares	0	0
5. Debentures and Bonds	0	0
6. Others (to be specified)	0	0
<b>TOTAL</b>	<b>0</b>	<b>0</b>

## SCHEDULE 7 - CURRENT ASSETS

PARTICULARS	CURRENT YEAR	PREVIOUS YEAR
<b>1. Stock:</b>		
a) Stores and Spares		
--- Stores and Spares	0	0
--- Loose Tools	0	0
--- Publications	0	0
--- Laboratory chemicals, consumables and glassware	0	0
--- Building Material	0	0
--- Electrical Material	0	0
--- Stationery	0	0
--- Water supply material	0	0
<b>2. Sundry Debtors:</b>		
a) Debts outstanding for a period exceeding six months	0	0
b) Others		
--- Fee Receivable	46,36,833	41,59,000
<b>3. Cash and Bank Balances</b>		
<b>a) Cash Balance in hand(incl cheques / drafts and imprest)</b>		
- Main Cash Balance	0	0
- Petty Cash Balance	0	0
- Imprest with department	10,000	10,000
<b>b) With Scheduled Banks:</b>		
- In Current Accounts	4,86,32,322	2,01,48,513
- In Term Deposit Accounts - <b>STDR</b>	32,68,72,078	18,00,00,000
- In Savings Accounts	0	0
<b>c) With Non-Scheduled banks:</b>		
- In Current Accounts	0	0
- In Term Deposit Accounts	0	0
- In Savings Accounts	0	0
<b>4. Post Office- Savings Accounts</b>	0	0
<b>TOTAL</b>	<b>38,01,51,233</b>	<b>20,43,17,513</b>

## ENCLOSURE TO BALANCE SHEET

**ENCLOSURE TO SCHEDULE - 7 - BANK DEPOSITS (Item No 3(b))**

HEAD OF ACCOUNT	OPG. BALANCE	DEPOSITED	MATURED	CLG BALANCE
Short Term Deposit Account	18,00,00,000	63,98,90,614	38,80,18,536	43,18,72,078
<b>GRAND TOTAL</b>	<b>18,00,00,000</b>	<b>63,98,90,614</b>	<b>38,80,18,536</b>	<b>43,18,72,078</b>

**ENCLOSURE TO LOANS & ADVANCES AND OTHER ASSETS**

HEAD OF ACCOUNT	OPG. BALANCE	ADVANCED	COLLECTION	CLG BALANCE
--- Advances to Co-ordinator	10,00,000	26,03,371	30,03,599	5,99,772
--- Advances to DOC	0	0	0	0
<b>GRAND TOTAL</b>	<b>10,00,000</b>	<b>26,03,371</b>	<b>30,03,599</b>	<b>5,99,772</b>

## ANNEXURE A

		Amount In Rupees
I.	<b>Current Account</b>	
	1 State Bank of India	4,17,69,653
	2 State Bank of India - EMD	4,16,344
	3 State Bank of India - FEE	14,25,729
	4 State Bank of India-Scholar Ships	39,11,963
	5 State Bank of India-Projects	7,68,316
	6 State Bank of India-FEST	3,40,317
II.	<b>Term Deposits With Schedule Bank</b>	
	1 State Bank of India	43,18,72,078
<b>Total</b>		<b>48,05,04,400</b>

**SCHEDULE 8 - LOANS, ADVANCES & DEPOSITS**

<b>PARTICULARS</b>	<b>CURRENT YEAR</b>	<b>PREVIOUS YEAR</b>
1. Advances to employees (Non-interest bearing):		
a) Salary	0	0
b) Festival	0	0
c) LTC	0	0
d) Others (to be specified)	5,99,772	10,00,000
2. Long Term Advances to employees (Interest bearing)		
a) Vehicle loan	0	0
b) Home Loan	0	0
c) Others (to be specified)	0	0
3. Advances and other amounts recoverable in cash or in kind or for value to be received:		
a) On Capital Account	20,00,00,000	0
b) To Suppliers	0	0
c) Others	0	0
4. Prepaid Expenses		
a) Insurance	0	0
b) Other Expenses - Advance Rental	21,61,595	11,86,387
5. Deposits		
a) Telephone	0	0
b) Lease Rent	0	0
c) Electricity	0	0
d) AICTE, if applicable	0	0
e) Others(to be specified)		
6. Income Accrued:		
a) On Investments from Earmarked/ Endowment Funds	15,47,741	0
b) On Investments- Others	36,04,685	46,25,068
c) On Loans and Advances	0	0
d) Others ( includes income due unrealized)	0	0
7. Other Current Assets receivable from UGC / sponsored projects		
a) Debit balances in Sponsored Projects	0	0
b) Debit balances in Sponsored Fellowship & Scholarship	0	0
c) Grants Recoverable	0	0
d) Other receivables from UGC	0	0
8. Claims Receivable	0	0
<b>TOTAL</b>	<b>20,79,13,793</b>	<b>68,11,455</b>

**SCHEDULE 9- ACADEMIC RECEIPTS**

<b>FEE FROM STUDENTS</b>	<b>CURRENT YEAR</b>	<b>PREVIOUS YEAR</b>
<b>A. Academic</b>		
1. Tution fee	5,78,59,274	4,36,49,979
2. Admission fee	10,92,500	9,75,000
3. Enrolment fee	0	0
4. Library Admission fee	0	0
5. Laboratory fee	0	0
6. Art & Craft fee	0	0
7. Registration fee	0	0
8. Syllabus fee	0	0
<b>TOTAL (A)</b>	<b>5,89,51,774</b>	<b>4,46,24,979</b>
<b>B. Examinations</b>		
1. Admission Test fee	0	0
2. Annual Examination fee	0	0
3. Marksheet, Certificate fee	0	0
4. Entrance Examination Fee - Study Mode / Summer Quarter Exam Fee	10,61,800	6,20,000
<b>TOTAL (B)</b>	<b>10,61,800</b>	<b>6,20,000</b>
<b>C. Other fees</b>		
1. Identity Card fee	87,400	78,000
2. Fine/ Miscellaneous fee	0	1,24,900
3. Medical fee	0	0
4. Transportation fee	0	0
5. Hostel fee	0	0
<b>TOTAL ( C )</b>	<b>87,400</b>	<b>2,02,900</b>
<b>D. Sale of Publications</b>		
1. Sale of Admission forms	0	0
2. Sale of Syllabus and Question paper, etc.	0	0
3. Sale of Prospectus including admission forms	0	0
<b>TOTAL (D)</b>	<b>0</b>	<b>0</b>
<b>E. Other Academic Receipts</b>		
1. Registration fee for workshops, programmes	0	0
2. Registration fees (Academic Staff College)	0	0
<b>TOTAL (E)</b>	<b>0</b>	<b>0</b>
<b>GRAND TOTAL (A+B+C+D+E)</b>	<b>6,01,00,974</b>	<b>4,54,47,879</b>

**SCHEDULE 10 - GRANTS / SUBSIDIES (IRREVOCABLE GRANTS RECEIVED)**

PARTICULARS	PLAN			TOTAL PLAN	NON PLAN / UGC	CURRENT YEAR TOTAL	PREVIOUS YEAR
	GOVT OF INDIA	UGC					
		PLAN	SPC SCHEME				
Balance B/f	0	0	0	0	0	0	0
Add: Receipts during the year	79000000	0	0	79000000	0	7,90,00,000	0
<b>Total</b>	79000000	0	0	79000000	0	7,90,00,000	0
Less: Refunded to UGC	0	0	0	0	0	0	0
Balance	79000000	0	0	79000000	0	7,90,00,000	0
Less: Utilized for Capital Expenditure (A)	0	0	0	0	0	0	0
Balance	79000000	0	0	79000000	0	7,90,00,000	0
Less: Utilized for Revenue Expenditure (B)	79000000	0	0	79000000	0	7,90,00,000	0
<b>TOTAL</b>	0	0	0	0	0	0	0

**SCHEDULE 11- INCOME FROM INVESTMENTS**

PARTICULARS	Earmarked / Endowment Funds		Other Investments	
	CURRENT YEAR	PREVIOUS YEAR	CURRENT YEAR	PREVIOUS YEAR
1. Interest				
a) On Govt. Securities	0	0	0	0
b) Other Bonds/ Debentures	0	0	0	0
2. Interest on Term Deposits	17,19,74	0	78,74,527	59,59,523
3. Income accrued but not due on Term Deposits / Interest bearing advances to employees		0	36,04,685	0
4. Interest on Savings Bank Accounts	0	0	0	0
4. Others (Specify)	0	0	0	0
<b>TOTAL</b>	<b>1,71,974</b>	<b>0</b>	<b>1,14,79,212</b>	<b>59,59,523</b>
<b>TRANSFERRED TO EARMARKED/ ENDOWMENT FUNDS</b>	<b>-</b>	<b>-</b>		
<b>Balance</b>	<b>1,71,974</b>	<b>-</b>	<b>1,14,79,212</b>	<b>59,59,523</b>

**SCHEDULE 12- INTEREST EARNED**

<b>Particulars</b>	<b>CURRENT YEAR</b>	<b>PREVIOUS YEAR</b>
1. On Savings Accounts with Scheduled Banks	0	0
2. On Loans		
a) Employees / Staff	0	0
b) Others	0	0
3. On Debtors and Other Receivables	0	0
<b>TOTAL</b>	<b>0</b>	<b>0</b>

**SCHEDULE 13- OTHER INCOME**

<b>A.Income from Land &amp; Building</b>	<b>CURRENT YEAR</b>	<b>PREVIOUS YEAR</b>
1. Hostel Room Rent	0	0
2. License fee	0	0
3. Hire Charges of Auditorium/Play ground/Convention Centre,etc.	0	0
4. Electricity Charges recovered	0	0
5. Water Charges recovered	0	0
<b>Total (A)</b>	<b>0</b>	<b>0</b>
<b>B. Sale of Institute's Publications</b>	<b>0</b>	<b>0</b>
<b>C. Income from from holding events</b>		
1.Gross Receipts from annual function/sports caenival	0	0
Less : Direct Expenditure incurred on the annual function/sports carnival	0	0
2. Gross Receipts from fetes	0	0
Less : Direct Expenditure incurred on the fetes	0	0
3. Gross Receipts for educational tours	0	0
Less : Direct Expenditure incurred on the tours	0	0
4. Others (to be specified and separately disclosed)	0	0
<b>TOTAL( C )</b>	<b>0</b>	<b>0</b>

**SCHEDULE 13- OTHER INCOME**

<b>D. Others</b>		
1. Income from Consultancy	0	0
2. RTI Fees	0	0
3. Income from Royalty	0	0
4. Sale of application form (recruitment)	0	0
5. Misc. receipts (Sale of tender form, waste paper, etc.)		
--- Miscellaneous Receipts	5,60,011	1,80,153
--- Tender Application Fee	12,000	22,000
6. Profit on Sale/ Disposal of Assets:		
a) Owned Assets	0	0
b) Assets acquired out of grants, or received free of cost	0	0
7. Grants / Donations from Institutions, Welfare Bodies and International Organizations	0	0
8. Others (Specify) - Bank Charges	0	1,733
<b>TOTAL(D)</b>	<b>5,72,011</b>	<b>2,03,886</b>
<b>GRAND TOTAL (A+B+C+D)</b>	<b>5,72,011</b>	<b>2,03,886</b>

**SCHEDULE 14- PRIOR PERIOD INCOME**

<b>Particulars</b>	<b>CURRENT YEAR</b>	<b>PREVIOUS YEAR</b>
1. Academic Receipts	0	0
2. Income from Investments	0	0
3. Interest Income	1,76,268	0
4. Other Income	0	0
<b>TOTAL</b>	<b>1,76,268</b>	<b>0</b>

**SCHEDULE 15- STAFF PAYMENTS & BENEFITS**

PARTICULARS	CURRENT YEAR			PREVIOUS YEAR		
	PLAN	NON PLAN	TOTAL	PLAN	NON PLAN	TOTAL
a) Salaries and Wages						
i) Teaching	0	0	0	0	0	0
ii) Non-Teaching	0	0	0	0	0	0
iii) Ad-Hoc	0	3,62,18,726	3,62,18,726	0	2,08,21,888	2,08,21,888
b) Allowances and Bonus - Bonus for Non Teaching Staff	0	0	0	0	0	0
c) Contribution to Provident Fund	0	0	0	0	0	0
d) Contribution to Other Fund (Specify)	0	0	0	0	0	0
e) Staff Welfare Expenses	0	0	0	0	0	0
f) Retirement and Terminal Benefits	0	0	0	0	0	0
g) LTC facility	0	0	0	0	0	0
h) Medical facility	0	0	0	0	0	0
i) Children Education Allowance	0	0	0	0	0	0
j) Honorarium	0	0	0	0	0	0
k) Others (Specify)	0	0	0	0	0	0
--- Outsourcing Salaries / Security Services	0	1,40,81,298	1,40,81,298	0	60,30,343	60,30,343
<b>TOTAL</b>	<b>0</b>	<b>5,03,00,024</b>	<b>5,03,00,024</b>	<b>0</b>	<b>2,68,52,231</b>	<b>2,68,52,231</b>

**SCHEDULE 15A - EMPLOYEES RETIREMENT AND TERMINAL BENEFITS**

<b>PARTICULARS</b>	<b>PENSION</b>	<b>GRATUITY</b>	<b>LEAVE ENCASHEMENT</b>	<b>TOTAL</b>
Opening Balance as on 01.04.2017	0	0	0	0
Addition: Capitalized value of contributions received from organizations	0	0	0	0
Total (a)	0	0	0	0
Less: Actual Payment during the year (b)	0	0	0	0
Balance Available as on 31.03.2018 c(a-b)	0	0	0	0
Provision required on 31.03.2018 as per Acturial Valuation (d)	0	0	0	0
A. Provision to be made in the Current Year (d-c)	0	0	0	0
B. Contribution to New Pension Scheme	0	0	0	0
C. Medical Reimbursement to Retired Employees	0	0	0	0
D. Travel to hometown on Retirement	0	0	0	0
E. Deposit Linked Insurance Payment	0	0	0	0
<b>TOTAL (A+B+C+D+E)</b>	<b>0</b>	<b>0</b>	<b>0</b>	<b>0</b>

Note:

**SCHEDULE 16- ACADEMIC EXPENSES**

PARTICULARS	CURRENT YEAR			PREVIOUS YEAR		
	PLAN	NON PLAN	TOTAL	PLAN	NON PLAN	TOTAL
a) Laboratory Expenses	0	12,00,858	12,00,858	0	0	0
b) Field work/ Participation in Conferences	0	0	0	0	0	0
c) Expenses on Seminars / Workshops	0	1,41,600	1,41,600	0	0	0
d) Payment to Visiting Faculty - Guest Lectures - Honorarium	0	48,000	48,000	0	59,29,400	59,29,400
e) Examination	0	0	0	0	0	0
f) Student Welfare expenses	0	3,26,268	3,26,268	0	0	0
g) Admission expenses	0	0	0	0	0	0
h) Convocation expenses	0	0	0	0	0	0
i) Publications	0	0	0	0	0	0
j) Stipend/ means-cum-merit scholarship	0	0	0	0	0	0
k) Subscription expenses	0	0	0	0	0	0
l) Others (Specify)	0	0	0	0	0	0
<b>TOTAL</b>	<b>0</b>	<b>17,16,726</b>	<b>17,16,726</b>	<b>0</b>	<b>59,29,400</b>	<b>59,29,400</b>

**SCHEDULE 17- ADMINISTRATIVE AND GENERAL EXPENSES**

PARTICULARS	CURRENT YEAR			PREVIOUS YEAR		
	PLAN	NON PLAN	TOTAL	PLAN	NON PLAN	TOTAL
<b>A. Infrastructure</b>						
a) Electricity and Power	0	31,65,141	31,65,141	0	17,06,655	17,06,655
b) Water charges	0	0	0	0	0	0
c) Insurance	0	0	0	0	0	0
d) Rent, Rates and Taxes (including property tax)	0	0	0	0	0	0
<b>B. Communication</b>						
e) Postage and telegram	0	1,567	1,567	0	7,815	7,815
f) Telephone, Fax and Internet Charges	0	54,41,352	54,41,352	0	49,72,088	49,72,088
<b>C. Others</b>						
g) Printing and Stationary (Consumption)	0	9,42,429	9,42,429	0	5,77,768	5,77,768
h) Travelling and Conveyance Expenses(Officers Establishments)	0	24,63,833	24,63,833	0	18,00,329	18,00,329
i) Hospitality	0	18,899	18,899	0	5,78,470	5,78,470
j) Auditor's Remuneration	0	50,000	50,000	0	0	0
k) Professional Charges	0	15,29,710	15,29,710	0	6,15,500	6,15,500
l) Advertisement and Publicity	0	8,57,025	8,57,025	0	2,53,123	2,53,123
m) Magazines and Journals	0	0	0	0	0	0
n) Others (Specify)	0	0	0	0	0	0
--- DOC - Contingent Expenses	0	3,30,718	3,30,718	0	5,61,184	5,61,184
--- Contingencies for Sp. Faculty & Allowances	0	30,88,752	30,88,752	0	0	0
--- Catering and maintenance of Guest House	0	14,17,494	14,17,494	0	37,30,163	37,30,163
--- Bank Charges	0	7,799	7,799	0	0	0
--- Medical Expenses	0	98,251	98,251	0	32,358	32,358
--- Inaguration Expenses	0	0	0	0	0	0
--- Sports	0	43,408	43,408	0	39,950	39,950
--- Identity Card expenses	0	0	0	0	62,095	62,095
--- TDS Expenses	0	16,23,019	16,23,019	0	0	0
--- Other Miscellaneous Expenses	0	19,73,641	19,73,641	0	11,53,736	11,53,736
<b>TOTAL</b>	<b>0</b>	<b>2,30,53,038</b>	<b>2,30,53,038</b>	<b>0</b>	<b>1,60,91,234</b>	<b>1,60,91,234</b>

**SCHEDULE 18- TRANSPORTATION EXPENSES**

PARTICULARS	CURRENT YEAR			PREVIOUS YEAR		
	PLAN	NON PLAN	TOTAL	PLAN	NON PLAN	TOTAL
1. Vehicles (owned by educational institution)						
a) Running Expenses	0	0	0	0	0	0
b) Repairs and Maintenance	0		0	0	0	0
c) Insurance Expenses	0	0	0	0	0	0
2. Vehicles taken on Rent/ Lease						
a) Rent/ Lease Expenses	0	58,04,995	58,04,995	0	47,91,334	47,91,334
3. Vehicle (Taxi) hiring expenses	0		0	0		0
<b>TOTAL</b>	<b>0</b>	<b>58,04,995</b>	<b>58,04,995</b>	<b>0</b>	<b>47,91,334</b>	<b>47,91,334</b>

**SCHEDULE 19- REPAIRS AND MAINTENANCE**

PARTICULARS	CURRENT YEAR			PREVIOUS YEAR		
	PLAN	NON PLAN	TOTAL	PLAN	NON PLAN	TOTAL
a) Building	0	0	0	0	0	0
b) Furnitures and Fixtures	0	0	0	0	0	0
c) Plant and Machinery	0	0	0	0	0	0
d) Office Equipment	0	0	0	0	0	0
e) Computers	0	0	0	0	0	0
f) Laboratory & scientific equipment	0	4,42,582	4,42,582	0	0	0
g) Audit Visual Equipment	0	0	0	0	0	0
h) Cleaning Material & Services	0	0	0	0	0	0
i) Book binding charges	0	0	0	0	0	0
j) Gardening	0	0	0	0	0	0
k) Estate Maintenance	0	0	0	0	0	0
l) Others (Specify) - Generator Maintenance & Oil	0	55,062	55,062	0	1,08,377	1,08,377
<b>TOTAL</b>	<b>0</b>	<b>4,97,644</b>	<b>4,97,644</b>	<b>0</b>	<b>1,08,377</b>	<b>1,08,377</b>

**SCHEDULES FORMING PART OF INCOME AND EXPENDITURE ACCOUNT FOR THE YEAR 2017-18**

<b>SCHEDULE 20- FINANCE COSTS</b>	<b>CURRENT YEAR</b>			<b>PREVIOUS YEAR</b>		
	<b>PLAN</b>	<b>NON PLAN</b>	<b>TOTAL</b>	<b>PLAN</b>	<b>NON PLAN</b>	<b>TOTAL</b>
a) Bank Charges	0	0	0	0	0	0
b) Others (Specify)	0	0	0	0	0	0
<b>TOTAL</b>	<b>0</b>	<b>0</b>	<b>0</b>	<b>0</b>	<b>0</b>	<b>0</b>

Note: If the amount is not material, the head Bank Charges could be omitted and these could be accounted as Admin Expn in Schedule 17

<b>SCHEDULE 21- OTHER EXPENSES</b>	<b>CURRENT YEAR</b>			<b>PREVIOUS YEAR</b>		
	<b>PLAN</b>	<b>NON PLAN</b>	<b>TOTAL</b>	<b>PLAN</b>	<b>NON PLAN</b>	<b>TOTAL</b>
a) Provision for Bad and Doubtful Debts/ Advances	0	0	0	0	0	0
b) Irrecoverable Balances Written-off	0	0	0	0	0	0
c) Grants / Subsidies to other Institutions / Organizations	0	0	0	0	0	0
c) Others (Specify)	0	0	0	0	0	0
<b>TOTAL</b>	<b>0</b>	<b>0</b>	<b>0</b>	<b>0</b>	<b>0</b>	<b>0</b>

Note: Other expenses shall be classified as writes-off, provisions, miscellaneous expenses, loss on sale of investments, loss of fixed assets and loss on sale of fixed assets etc., and disclosed accordingly.

<b>SCHEDULE 22- PRIOR PERIOD EXPENSES</b>	<b>CURRENT YEAR</b>			<b>PREVIOUS YEAR</b>		
	<b>PLAN</b>	<b>NON PLAN</b>	<b>TOTAL</b>	<b>PLAN</b>	<b>NON PLAN</b>	<b>TOTAL</b>
1. Establishment Expenses	0	0	0	0	0	0
2. Academic Expenses	0	0	0	0	0	0
3. Administrative Expenses	0	0	0	0	0	0
4. Transportation Expenses	0	0	0	0	0	0
5. Repairs & Maintenance	0	0	0	0	0	0
c) Other Expenses	0	1,76,268	1,76,268	0	0	0
<b>TOTAL</b>	<b>0</b>	<b>1,76,268</b>	<b>1,76,268</b>	<b>0</b>	<b>0</b>	<b>0</b>

**NATIONAL INSTITUTE OF TECHNOLOGY  
ANDHRA PRADESH**

**RECEIPTS AND PAYMENTS FOR THE YEAR ENDED 31-03-2018**

(Amount in Rupees)

RECEIPTS	Current Year	Previous Year	PAYMENTS	Current Year	Previous Year
<b>I. Opening Balances:</b>			<b>I. Expenses</b>		
a) Cash in hand			a) Establishment Expenses	4,91,81,438	2,68,52,231
--- Main Cash Book	0	0	b) Academic Expenses	17,16,726	59,29,400
--- Imprest with Departments	10,000	10,000	c) Administrative Expenses	2,94,91,436	1,60,91,234
b) Bank Balances			d) Transportation Expenses	58,04,995	47,91,334
--- In Current Accounts	1,78,03,180	1,50,03,105	e) Repairs & Maintenance	4,97,644	1,08,377
--- In Current Accounts(EMD)	2,19,993	8,37,346	f) Prior Period Expenses	0	0
--- In Current Accounts(FEE)	7,99,554	13,44,140			
--- In Current Accounts(Scholar Ships)	4,26,946	0	<b>II. Payments made against Earmarked /</b>		
--- In Current Accounts(Projects)	8,98,840	0	<b>Endowment Funds</b>		
--- In Deposit Accounts	0	0	--- Earmarked Fund	1,71,974	30,955
--- In Current Accounts(FEST)	0	0	--- Endowment Fund	0	0
--- Savings Account (others)	0	0			
<b>II. Grants Received</b>			<b>III. Payments against Sponsored Projects /</b>		
a) From Govt. of India			<b>Schemes</b>	0	0
--- Towards General Fund	31,60,00,000	7,72,00,000	<b>IV. Payments against Sponsored Fellowships /</b>		
--- Towards Revenue Exp	0	0	<b>Scholarships</b>	0	0
--- MHRD Grants Received	7,90,00,000	0			
b) From State Government	0	1	<b>V. Investments and Deposits made</b>		
c) From Other Sources	0	3,20,545	a) Out of Earmarked / Endowments funds	0	0
<b>III. Academic Receipts</b>	7,09,15,834	4,54,47,879	b) Out of Own funds	0	0
<b>IV. Receipts against Earmarked / Endowment</b>			<b>VI. Term Deposits with Scheduled Banks</b>	62,77,39,904	18,00,00,000
<b>Fund</b>			<b>VII. Expenditure on Fixed Assets and Capital</b>		
--- Earmarked Fund	10,50,00,000	2,28,00,000	<b>Works - in - Progress</b>		
--- Endowment Fund	0	9,29,795	a) Fixed Assets	2,12,71,429	2,19,75,144
<b>V. Receipts against Sponsored Projects /</b>			b) Capital Work - in - Progress	0	0
<b>Schemes</b>	0	0			

**NATIONAL INSTITUTE OF TECHNOLOGY**  
**ANDHRA PRADESH**

**RECEIPTS AND PAYMENTS FOR THE YEAR ENDED 31-03-2018**

(Amount in Rupees)

RECEIPTS	Current Year	Previous Year	PAYMENTS	Current Year	Previous Year
<b>VI. Receipts against Sponsored Fellowships and</b>	0	0	<b>VIII. Other Payments incl statutory payments</b>		
VII. Income on Investments from			--- Statutory Liabilities	13,43,216	16,60,183
--- Earmarked / Endowment Funds	1,71,974	0	<b>IX. Refunds and Grants</b>	0	0
--- Other Investments	0	0			
<b>VIII. Interest received on</b>			<b>X. Deposits and Advances</b>		
--- Bank Deposits	78,74,527	59,59,523	--- Other Deposits	7,30,51,775	2,44,82,924
--- Loans and Advances	0	0	--- Advances to Co-ordinator / Dept	26,03,371	17,00,000
--- Savings Bank Account	0	0	--- Advance Rent to BSNL	21,61,595	11,86,387
<b>IX. Investment encashed</b>	0	0	--- Advance CPWD	20,00,00,000	0
<b>X. Term Deposits with Scheduled Banks encashed</b>	37,20,97,508	7,50,00,000	<b>XI. Other Payments - As per List enclosed</b>	16,00,725	1,57,62,294
XI. Other Income (including PPI)			<b>XII. Closing Balances</b>		
--- Misc Fund for Hostel	1,45,000	0	a) Cash in hand		
--- Other Income	3,72,011	2,03,886	--- Main Cash Book	0	0
--- Misc Receipts for Institution	4,20,100		--- Imprest with Departments	10,000	10,000
<b>XII. Deposits &amp; Advances</b>			<b>b) Bank Balances</b>		
--- Other Deposits	8,86,90,138	5,62,51,416	--- In Current Accounts	4,17,69,653	1,78,03,180
--- Advances Accounts	28,37,516	8,00,000	--- In Current Accounts(EMD)	4,16,344	2,19,993
--- Advance Rent to BSNL	0	11,81,229	--- In Current Accounts(FEE)	14,25,729	7,99,554
XIII. Misc Receipts incl Statutory Receipts			--- In Current Accounts(Scholar Ships)	39,11,963	4,26,946
--- Statutory Liabilities	13,72,429	16,17,431	--- In Current Accounts(Projects)	7,68,316	8,98,840
<b>XIV. Any Other Receipts - As per List Encl</b>	2,23,000	1,58,22,680	--- In Deposit Accounts	0	0
			--- In Current Accounts(FEST)	3,40,317	0
			--- Savings Account (others)	0	0
	<b>1,06,52,78,550</b>	<b>32,07,28,976</b>		<b>1,06,52,78,550</b>	<b>32,07,28,976</b>

**ENCLOSURE TO RECEIPTS AND PAYMENTS ACCOUNT**

(Amount in Rupees)

**ADVANCES**

	<b>RECEIPTS</b>	<b>PAYMENTS</b>
<b>I. Advances to Co-ordinator / Dept</b>		
--- Advances to Co-ordinator	28,37,516	26,03,371
--- Advances to DOC	0	0
--- Advance CPWD	0	20,00,00,000
<b>Total</b>	<b>28,37,516</b>	<b>20,26,03,371</b>

<b>Statutory Liabilities</b>	<b>RECEIPTS</b>	<b>PAYMENTS</b>
Profession Tax	0	0
Income Tax (TDS)	13,72,429	13,43,216
	<b>13,72,429</b>	<b>13,43,216</b>

**CAPITAL EXPENSES INCURRED DURING THE YEAR**

	<b>RECEIPTS</b>	<b>PAYMENTS</b>
Electrical Installation and Equipment	0	21,45,641
Plant & Machinery	0	0
Scientific & Laboratory Equipment	0	37,92,030
Office Equipment	0	0
Audio Visuals		10,09,050
Computers & Peripherals	0	16,85,352
Furnitures, Fixtures & Fittings	0	64,76,511
Lib. Books & scientific Journals	0	29,34,212
Land	0	0
Intangible Assets	0	6,248
Construction	0	32,22,385
<b>GRAND TOTAL *****</b>	<b>0</b>	<b>2,12,71,429</b>

**OTHER DEPOSIT ACCOUNTS**

(Amount in Rupees)

	<b>RECEIPTS</b>	<b>PAYMENTS</b>
Hostel Caution Deposit	34,80,000	88,000
Lab and Library Deposit	26,57,500	72,000
Hostel Charges Receive & Paid	2,05,29,000	2,73,45,731
Mess Charges Received & Paid	3,42,15,000	3,40,79,225
Aluminium Association Fee	8,86,000	12,000
Games Fee	6,07,500	3,500
Institution Development fee	43,80,000	10,000
Internet & ICT Charges	14,58,000	8,400
Medical Fee	12,15,000	34,640
Magazine Fee	1,21,500	700
Students Club Fee	6,07,500	3,500
Student Library Fee	18,22,500	10,500
Student Welfare Fund	3,64,500	2,100
Technical Association Fee	2,43,000	1,200

**ENCLOSURE TO RECEIPTS AND PAYMENTS ACCOUNT**

(Amount in Rupees)

Student Scholarship	1,41,42,138	98,19,572
Tender Deposit	13,55,000	11,70,000
fest fee collected	6,06,000	2,65,683
SERB-scanning near FOMI-DR Mohammed Ahmed	0	1,25,024
	<b>8,86,90,138</b>	<b>7,30,51,775</b>

**INVESTMENTS ACCOUNT**

Short Term Deposit Account with SBI	38,01,44,009	62,77,39,904
	<b>38,01,44,009</b>	<b>62,77,39,904</b>

**ANY OTHER DEPOSITS**

	RECEIPTS	PAYMENTS
Outstanding Liabilities	0	0
Fee Payable	0	0
Fee Receivable	2,23,000	0
Fellowships	0	11,76,575
Adv from SBI CR Reddy Branch	0	0
Sundry Creditors	0	0
<b>GRAND TOTAL *****</b>	<b>2,23,000</b>	<b>11,76,575</b>

**ENDOWMENT DEPOSITS**

	RECEIPTS	PAYMENTS
SC Sub Plan - Non Recurring	0	0
SC Sub Plan - Recurring	7,50,00,000	0
ST Sub Plan - Non Recurring	0	0
ST Sub Plan - Recurring	3,00,00,000	0
SERB - Scanning FOMI - Dr Mohammed Ahmed Mohid	0	0
<b>GRAND TOTAL *****</b>	<b>10,50,00,000</b>	<b>0</b>

**Other Income (including PPI)**

	RECEIPTS	PAYMENTS
Institution fund	3,60,011	0
Tender Application fee	12,000	200
Misc. Fund for Hostle	1,45,000	97,000
Misc. Receipts for Institution	4,20,100	3,26,950
<b>GRAND TOTAL *****</b>	<b>9,37,111</b>	<b>4,24,150</b>

## **SCHEDULE: 23**

### **SIGNIFICANT ACCOUNTING POLICIES**

#### **1. BASIS FOR PREPARATION OF ACCOUNTS:**

The Accounts are prepared under the Historical Cost Convention unless otherwise stated and generally on the accrual method of accounting.

#### **2. REVENUE RECOGNITION**

2.1 Fees from Students (except Tuition Fees), Sale of Admission Forms, Royalty and Interest on Savings Bank account are accounted on cash basis. Tuition Fees collected separately for each semester is accounted on accrual basis.

2.2 Interest on Investments are accounted on accrual basis.

2.3 The Institute is has not given any advance to staff for House Building, Purchase of Vehicles and Computers. Hence no interest recognized.

#### **3. FIXED ASSETS AND DEPRICIATION**

3.1 Fixed assets are stated at cost of acquisition including inwards freight, duties and taxes and incidental and direct expenses related to acquisition, installation and commissioning.

3.2 No value is available for value of Land which was allotted by the State Government. Hence shown as Rs.1.00 .

3.3 Fixed assets are valued at cost less accumulated depreciation. Depreciation on fixed assets is provided on straight line method, at the following rates.

3.4 Construction of Lunch shed and amenities which is included in Schedule 4 as Buildings to the tune of 65,82,385/- (33,60,000+32,22,385) to be included as depreciation is calculated @33% and @50% respectively as they were to accommodate the students in the transit building as they are basic amenities which had to be provided by the institute.

Depreciation on fixed assets is provided on straight line method, at the following rates

**Tangible Assets:**

1. Land	0%
2. Site Development	0%
3. Buildings	2%
4. Roads & Bridges	2%
5. Tube wells & Water Supply	2%
6. Sewerage & Drainage	2%
7. Electrical Installation & Equipments	5%
8. Plant & Machinery	5%
9. Scientific & Laboratory Equipment	8%
10. Office Equipment	7.5%
11. Audio Visual equipment	7.5%
12. Computers & Peripherals	20%
13. Furniture, Fixture & Fittings	7.5%
14. Vehicles	10%
15. Lib Books & Scientific Journals	10%

**Intangible Assets**

1. E-Journals	40%
2. Computer Software	40%
3. Patents and Copyrights	9 Years

3.5 Depreciation is provided for the whole year on additions during the year

4. **STOCKS:** Expenditure on purchase of chemicals, glassware, publications and other stores is accounted as revenue expenditure, except that the value of closing stocks held on 31<sup>st</sup> March is set up as inventories by reducing the corresponding Revenue Expenditure on the basis of information obtained from Departments. The closing stock as at 31<sup>st</sup> March is **NIL**.

5. **RETIREMENT BENEFITS**

The Institute doesn't have permanent employees during the year. Hence provision for Retirement benefits i.e. pension, gratuity and leave encashment are not provided.

6. **INVESTMENTS: - Nil -**

7. **Earmarked / Endowment Funds:** During the year, the Institute has received an amount of Rs.7,50,00,000/- towards SC – Sub Plan and Rs.3,00,00,000/- towards ST Sub Plan. The Institute has deposited the entire amount in the State Bank of India along with Plan Grant Funds.

8. **CORPUS FUND / OTHER FUNDS. -**

The fund was established in F.Y.2015-16. The Contributions from UGC, Central Government and State Government to the extent utilized for Capital nature are treated as additions to Corpus Fund.

9. **GOVERNMENT AND UGC GRANTS**

9.1 Government Grants and UGC Grants are accounted on realization basis. However, where a sanction for release of grant pertaining to the financial year is received before 31<sup>st</sup> March and the grant is actually received in the next financial year, the grant is accounted on accrual basis and an equal amount is shown as recoverable from the Grantor.

9.2 To the extent utilized towards capital expenditure, (on accrual basis) government grants and grants from UGC are transferred to the Capital Fund.

9.3 Government and UGC grants for meeting Revenue Expenditure (on accrual basis) are treated, to the extent utilized, as income of the year in which they are realized.

9.4 Unutilized grants (including advances paid out of such grant) are carried forward and exhibited as a liability in the Balance sheet

**10. INVESTMENTS OF EARMARKED FUNDS AND INTEREST INCOME ACCRUED ON SUCH INVESTMENTS:**

The Institute has received 10,50,00,000/- as Earmarked Funds during the year, and those funds were invested in STDR in SBI. Interest accrued on such STDR is Rs. 15,47,741/-

**11. SPONSORED PROJECTS: --- Nil ---**

**12. INCOME TAX**

The income of the Institution is exempt from Income Tax under Section 10(23c) of the Income Tax Act 1961. No provision for tax is therefore made in the accounts.

**SCHEDULES 24: CONTINGENT LIABILITIES AND NOTES ON ACCOUNTS:**

**ITEMS TO BE COVERED IN THIS SCHEDULE ARE LISTED BELOW**

**A. CONTINGENT LIABILITIES:**

1.	Claim against the Entity not acknowledged as debts	--- Nil ---
2.	Guarantees and Letters of credit outstanding	--- Nil ---
3.	Other items for which the entity is contingently liable	--- Nil ---

**B. NOTES ON ACCOUNTS:**

1.	Commitments on Capital Account not provided for	This would arise in terms of contracts / arrangements in terms of which amounts would have to be paid for acquisitions / constructions of assets as and when they take place. The amount, net of advances is required to be disclosed -- Nil ---
2.	Educational institutions should host following information in public domain so as to enable all other stakeholders to have a bird's eye view of educational institutions' capacity and capability	
(i)	No of students	1224
(ii)	No of teachers	61
(iii)	Collection on account of building fund and expenditure thereof	Nil
(iv)	Collection for sports activities and expenditure thereof	Amount Collected : Rs.6,08,500/- Expenditure incurred : Rs.3,500/-
(v)	Collection for co-curricular activities and	Nil

	expenditure thereof	
(vi)	Collection on account of development charges and expenditure thereon	Nil
(vii)	Collection for medical expenses and expenditure thereon	Amount Collected : Rs.12,17,000/- Expenditure incurred : Rs.34,640/-
(viii)	Compliance with statutory dues like EPF and ESI	Not Applicable
(ix)	Salary structure of teachers	

The above information can also be calculated on per student basis.

**3. Related Party Disclosures:** --- No transactions were taken place during the financial year with related party.

4. The Details of balances in Savings Bank Accounts, Current Accounts and Fixed Deposit Accounts with Banks are enclosed as Attachment to the Schedule of Current Assets.

5. Previous Year figures have been regrouped wherever necessary

6. Schedules 1 to 24 are annexed to and form an integral part of the Balance Sheet at 31<sup>st</sup> March, 2018 and the Income & Expenditure account for the year ended on that date.

Sl No	Head of Account	Sub Head of Account	Item Name	Date of	Year of	Opg Cost	C/yr Addition	Clg Cost	Depn	Opg	Depreciation	Clg	WDV
				Purchase	Purchase						for the year		
1	Plan - Sport facilities	Laboratory & Scientific Equipment	Gym Equipments	01-12-2015	2015-16	680768		680768	8.00%	108922	54461	163383	517385
2	Plan - Sport facilities	Laboratory & Scientific Equipment	Sports Material	04-12-2015	2015-16	283640		283640	8.00%	45382	22691	68073	215567
						<b>964408</b>	<b>0</b>	<b>964408</b>		<b>154304</b>	<b>77152</b>	<b>231456</b>	<b>732952</b>
3	Plan - Library	Library	Library Books	26-10-2015	2015-16	450060		450060	10.00%	90012	45006	135018	315042
4	Plan - Library	Library	Library Books	26-10-2015	2015-16	413320		413320	10.00%	82664	41332	123996	289324
5	Plan - Library	Library	Library Books	31-12-2015	2015-16	102335		102335	10.00%	20468	10234	30702	71633
6	Plan - Library	Library	Library Books	31-12-2015	2015-16	281684		281684	10.00%	56336	28168	84504	197180
7	Plan - Library	Library	Library Books	21-01-2016	2015-16	2877		2877	10.00%	576	288	864	2013
8	Plan - Library	Library	Magazines (Capitalized)	07-03-2016	2015-16	34358		34358	10.00%	6872	3436	10308	24050
9	Plan - Library	Library	Journal Subscription (Capitalized)	07-03-2016	2015-16	84720		84720	10.00%	16944	8472	25416	59304
10	Plan - Library	Library	Library Books	30-03-2016	2015-16	30036		30036	10.00%	6008	3004	9012	21024
11	Plan - Library	Library	Library Books	31-03-2016	2015-16	41800		41800	10.00%	8360	4180	12540	29260
12	Plan - Library	Library	Library Books	02-09-2016	2016-17	566412		566412	10.00%	56641	56641	113282	453130
13	Plan - Library	Library	Library Books	02-09-2016	2016-17	308950		308950	10.00%	30895	30895	61790	247160
14	Plan - Library	Library	Library Books	16-09-2016	2016-17	422009		422009	10.00%	42201	42201	84402	337607
15	Plan - Library	Library	Library Books	02-01-2017	2016-17	20936		20936	10.00%	2094	2094	4188	16748
16	Plan - Library	Library	Library Books	02-01-2017	2016-17	18322		18322	10.00%	1832	1832	3664	14658
17	Plan - Library	Library	Library Books	06-02-2017	2016-17	184783		184783	10.00%	18478	18478	36956	147827
18	Plan - Library	Library	Library Books	24-02-2017	2016-17	299768		299768	10.00%	29977	29977	59954	239814
19	Plan - Library	Library	Library Books	24-02-2017	2016-17	350696		350696	10.00%	35070	35070	70140	280556
20	Plan - Library	Library	Library Books	24-02-2017	2016-17	88186		88186	10.00%	8819	8819	17638	70548
21	Plan - Library	Library	Library Books	31-03-2017	2016-17	331200		331200	10.00%	33120	33120	66240	264960
22	Plan - Library	Library	Library Books	31-03-2017	2016-17	320545		320545	10.00%	32055	32055	64110	256435
23	Plan - Library	Library	Library Books	28-04-2017	2017-18		27736	27736	10.00%		2774	2774	24962
24	Plan - Library	Library	Library Books	28-04-2017	2017-18		6200	6200	10.00%		620	620	5580
25	Plan - Library	Library	Library Books	31-05-2017	2017-18		11200	11200	10.00%		1120	1120	10080
26	Plan - Library	Library	Library Books	30-06-2017	2017-18		12020	12020	10.00%		1202	1202	10818
27	Plan - Library	Library	Library Books	20-07-2017	2017-18	135856		135856	10.00%	13586	13586	13586	122270
28	Plan - Library	Library	Library Books	20-07-2017	2017-18		94702	94702	10.00%		9470	9470	85232
29	Plan - Library	Library	Library Books	20-07-2017	2017-18		45992	45992	10.00%		4599	4599	41393
30	Plan - Library	Library	Library Books	20-07-2017	2017-18		50010	50010	10.00%		5001	5001	45009
31	Plan - Library	Library	Library Books	20-07-2017	2017-18		11922	11922	10.00%		1192	1192	10730
32	Plan - Library	Library	Library Books	20-07-2017	2017-18		11400	11400	10.00%		1140	1140	10260
33	Plan - Library	Library	Library Books	20-07-2017	2017-18		246332	246332	10.00%		24633	24633	221699
34	Plan - Library	Library	Library Books	20-07-2017	2017-18		54840	54840	10.00%		5484	5484	49356
35	Plan - Library	Library	Library Books	20-07-2017	2017-18		33536	33536	10.00%		3354	3354	30182
36	Plan - Library	Library	Library Books	20-07-2017	2017-18		7000	7000	10.00%		700	700	6300
37	Plan - Library	Library	Library Books	20-07-2017	2017-18		14856	14856	10.00%		1486	1486	13370
38	Plan - Library	Library	Library Books	20-07-2017	2017-18		215223	215223	10.00%		21522	21522	193701
39	Plan - Library	Library	Library Books	20-07-2017	2017-18		59766	59766	10.00%		5977	5977	53789
40	Plan - Library	Library	Library Books	20-07-2017	2017-18		39549	39549	10.00%		3955	3955	35594
41	Plan - Library	Library	Library Books	17-10-2017	2017-18		264305	264305	10.00%		26431	26431	237874
42	Plan - Library	Library	Library Books	20-01-2018	2017-18		10925	10925	10.00%		1093	1093	9832
43	Plan - Library	Library	Library Books	23-01-2018	2017-18		135191	135191	10.00%		13519	13519	121672
44	Plan - Library	Library	Library Books	19-02-2018	2017-18		34074	34074	10.00%		3407	3407	30667
45	Plan - Library	Library	Library Books	19-02-2018	2017-18		249572	249572	10.00%		24957	24957	224615
46	Plan - Library	Library	Library Books	19-02-2018	2017-18		10350	10350	10.00%		1035	1035	9315
47	Plan - Library	Library	Library Books	19-02-2018	2017-18		11584	11584	10.00%		1158	1158	10426
48	Plan - Library	Library	Library Books	19-02-2018	2017-18		9576	9576	10.00%		958	958	8618
49	Plan - Library	Library	Library Books	19-02-2018	2017-18		46504	46504	10.00%		4650	4650	41854
50	Plan - Library	Library	Library Books	19-02-2018	2017-18		304682	304682	10.00%		30468	30468	274214
51	Plan - Library	Library	Library Books	19-02-2018	2017-18		34052	34052	10.00%		3405	3405	30647
52	Plan - Library	Library	Library Books	19-02-2018	2017-18		10253	10253	10.00%		1025	1025	9228
53	Plan - Library	Library	Library Books	19-02-2018	2017-18		22902	22902	10.00%		2290	2290	20612
54	Plan - Library	Library	Library Books	19-02-2018	2017-18		5389	5389	10.00%		539	539	4850
55	Plan - Library	Library	Library Books	19-02-2018	2017-18		11124	11124	10.00%		1112	1112	10012

56	Plan - Library	Library	Library Books	19-02-2018	2017-18		61740	61740	10.00%		6174	6174	55566
57	Plan - Library	Library	Library Books	19-02-2018	2017-18		12888	12888	10.00%		1289	1289	11599
58	Plan - Library	Library	Library Books	19-02-2018	2017-18		10068	10068	10.00%		1007	1007	9061
59	Plan - Library	Library	Library Books	19-02-2018	2017-18		3156	3156	10.00%		316	316	2840
60	Plan - Library	Library	Library Books	19-02-2018	2017-18		161122	161122	10.00%		16112	16112	145010
61	Plan - Library	Library	Library Books	19-02-2018	2017-18		149894	149894	10.00%		14989	14989	134905
62	Plan - Library	Library	Library Books	19-02-2018	2017-18		54218	54218	10.00%		5422	5422	48796
63	Plan - Library	Library	Library Books	19-02-2018	2017-18		24020	24020	10.00%		2402	2402	21618
64	Plan - Library	Library	Library Books	19-02-2018	2017-18		20555	20555	10.00%		2056	2056	18499
65	Plan - Library	Library	Library Books	19-02-2018	2017-18		20005	20005	10.00%		2001	2001	18004
66	Plan - Library	Library	Library Books	19-02-2018	2017-18		22980	22980	10.00%		2298	2298	20682
67	Plan - Library	Library	Library Books	19-02-2018	2017-18		64960	64960	10.00%		6496	6496	58464
68	Plan - Library	Library	Library Books	30-03-2018	2017-18		78603	78603	10.00%		7860	7860	70743
69	Plan - Library	Library	Library Books	30-03-2018	2017-18		11380	11380	10.00%		1138	1138	10242
						<b>4352997</b>	<b>2934212</b>	<b>7287209</b>		<b>579422</b>	<b>728724</b>	<b>1308146</b>	<b>5979063</b>
70	Plan - Internet & Ict Equi	Plan - Internet & Ict Equipment	Internet Switchs	23-12-2015	2015-16	935600		935600	20.00%	374240	187120	561360	374240
71	Plan - Internet & Ict Equi	Plan - Internet & Ict Equipment	Wifi lan Infrastructural Facilites	23-12-2015	2015-16	925521		925521	20.00%	370208	185104	555312	370209
72	Plan - Internet & Ict Equi	Plan - Internet & Ict Equipment	Internet Switchs	08-03-2016	2015-16	837795		837795	20.00%	335118	167559	502677	335118
73	Plan - Internet & Ict Equi	Plan - Internet & Ict Equipment	Instalation Chgs	08-03-2016	2015-16	40075		40075	20.00%	16030	8015	24045	16030
74	Plan - Internet & Ict Equi	Plan - Internet & Ict Equipment	Internet Switchs	08-03-2016	2015-16	484837		484837	20.00%	193934	96967	290901	193936
75	Plan - Internet & Ict Equi	Plan - Internet & Ict Equipment		02-04-2016	2016-17	865000		865000	20.00%	173000	173000	346000	519000
76	Plan - Internet & Ict Equi	Plan - Internet & Ict Equipment	web cameramultimedia spealers	30-04-2016	2016-17	14270		14270	20.00%	2854	2854	5708	8562
77	Plan - Internet & Ict Equi	Plan - Internet & Ict Equipment	Pen Drives web camers	30-04-2016	2016-17	14070		14070	20.00%	2814	2814	5628	8442
78	Plan - Internet & Ict Equi	Plan - Internet & Ict Equipment	Advace Adj	08-09-2016	2016-17	4400		4400	20.00%	880	880	1760	2640
79	Plan - Internet & Ict Equi	Plan - Internet & Ict Equipment	wireless access points	07-12-2016	2016-17	540625		540625	20.00%	108125	108125	216250	324375
80	Plan - Internet & Ict Equi	Plan - Internet & Ict Equipment		26-12-2016	2016-17	441613		441613	20.00%	88323	88323	176646	264967
81	Plan - Internet & Ict Equi	Plan - Internet & Ict Equipment	Firewall System	28-04-2017	2017-18		706942	706942	20.00%		141388	141388	565554
						<b>5103806</b>	<b>706942</b>	<b>5810748</b>		<b>1665526</b>	<b>1162149</b>	<b>2827675</b>	<b>2983073</b>
82	Plan - Furniture	Plan - Furniture	Bunker Cots	03-10-2016	2015-16	884400		884400	7.50%	132660	66330	198990	685410
83	Plan - Furniture	Plan - Furniture	Office Tables	03-10-2016	2015-16	367545		367545	7.50%	55132	27566	82698	284847
84	Plan - Furniture	Plan - Furniture	Office Furniture	04-10-2016	2015-16	509525		509525	7.50%	76428	38214	114642	394883
85	Plan - Furniture	Plan - Furniture	Racks	01-12-2015	2015-16	212500		212500	7.50%	31876	15938	47814	164686
86	Plan - Furniture	Plan - Furniture	Alamaras	01-12-2015	2015-16	115540		115540	7.50%	17332	8666	25998	89542
87	Plan - Furniture	Plan - Furniture	Vertical Blinds	05-12-2015	2015-16	89700		89700	7.50%	13456	6728	20184	69516
88	Plan - Furniture	Plan - Furniture	Rubber Wood Tables	13-01-2016	2015-16	29770		29770	7.50%	4466	2233	6699	23071
89	Plan - Furniture	Plan - Furniture	Revolving Chairs & Tables	13-01-2016	2015-16	66983		66983	7.50%	10048	5024	15072	51911
90	Plan - Furniture	Plan - Furniture	Modifications Excl OR Exp	09-02-2016	2015-16	1173358		1173358	7.50%	176004	88002	264006	909352
91	Plan - Furniture	Plan - Furniture	Plastic Chairs & Plastic Dining Table	30-03-2016	2015-16	48375		48375	7.50%	7256	3628	10884	37491
92	Plan - Furniture	Plan - Furniture	Studt Chairs	30-03-2016	2015-16	348500		348500	7.50%	52276	26138	78414	270086
93	Plan - Furniture	Plan - Furniture	Studt Chairs	30-03-2016	2015-16	143500		143500	7.50%	21526	10763	32289	111211
94	Plan - Furniture	Plan - Furniture	Studt Chairs	30-03-2016	2015-16	143500		143500	7.50%	21526	10763	32289	111211
95	Plan - Furniture	Plan - Furniture	Studt Chairs	30-03-2016	2015-16	225500		225500	7.50%	33826	16913	50739	174761
96	Plan - Furniture	Plan - Furniture	Examination Table	13-07-2016	2016-17	3350		3350	7.50%	251	251	502	2848
97	Plan - Furniture	Plan - Furniture	Dual Desks	04-08-2016	2016-17	2487500		2487500	7.50%	186563	186563	373126	2114374
98	Plan - Furniture	Plan - Furniture	Steel Almaras	19-08-2016	2016-17	166598		166598	7.50%	12495	12495	24990	141608
99	Plan - Furniture	Plan - Furniture	Rubber Wood Tables Revalving Chairs	19-08-2016	2016-17	273750		273750	7.50%	20531	20531	41062	232688
100	Plan - Furniture	Plan - Furniture	Rubber Wooden Tables	19-08-2016	2016-17	140000		140000	7.50%	10500	10500	21000	119000
101	Plan - Furniture	Plan - Furniture	Computer Tables	19-08-2016	2016-17	350370		350370	7.50%	26278	26278	52556	297814
102	Plan - Furniture	Plan - Furniture	Bunker Cots	19-08-2016	2016-17	1607856		1607856	7.50%	120589	120589	241178	1366678
103	Plan - Furniture	Plan - Furniture	Computer Chairs	21-08-2016	2016-17	97325		97325	7.50%	7299	7299	14598	82727
104	Plan - Furniture	Plan - Furniture	Library Books Racks	27-10-2016	2016-17	162750		162750	7.50%	12206	12206	24412	138338
105	Plan - Furniture	Plan - Furniture	Library sloping display & storage racks	27-10-2016	2016-17	122004		122004	7.50%	9150	9150	18300	103704
106	Plan - Furniture	Plan - Furniture	Air Curtains turbo for girls Hostel	08-11-2016	2016-17	77535		77535	7.50%	5815	5815	11630	65905
107	Plan - Furniture	Plan - Furniture	Insect Killers	28-11-2016	2016-17	14900		14900	7.50%	1118	1118	2236	12664
108	Plan - Furniture	Plan - Furniture	Iron Open racks	07-12-2016	2016-17	214000		214000	7.50%	16050	16050	32100	181900
109	Plan - Furniture	Plan - Furniture	lockar almaras	07-12-2016	2016-17	417000		417000	7.50%	31275	31275	62550	354450
110	Plan - Furniture	Plan - Furniture	Studt Chairs	07-12-2016	2016-17	126000		126000	7.50%	9450	9450	18900	107100
111	Plan - Furniture	Plant & Machinery	Chapathi Machine	19-01-2017	2016-17	428000		428000	7.50%	32100	32100	64200	363800
112	Plan - Furniture	Plan - Furniture	Chairs	03-04-2017	2017-18		115500	115500	7.50%		8663	8663	106837

113	Plan - Furniture	Plan - Furniture	Tables	03-04-2017	2017-18	169500	169500	7.50%	12713	12713	156787
114	Plan - Furniture	Plant & Machinery	Study chairs	28-04-2017	2017-18	99000	99000	7.50%	7425	7425	91575
115	Plan - Furniture	Plan - Furniture	Books Cases	31-05-2017	2017-18	120603	120603	7.50%	9045	9045	111558
116	Plan - Furniture	Plan - Furniture	Furniture	11-09-2017	2017-18	1977360	1977360	7.50%	148302	148302	1829058
117	Plan - Furniture	Plan - Furniture	Chalk Boards	21-09-2017	2017-18	92160	92160	7.50%	6912	6912	85248
118	Plan - Furniture	Plan - Furniture	Furniture	17-10-2017	2017-18	275000	275000	7.50%	20625	20625	254375
119	Plan - Furniture	Plan - Furniture	Furniture	17-10-2017	2017-18	355200	355200	7.50%	26640	26640	328560
120	Plan - Furniture	Plan - Furniture	Furniture	17-10-2017	2017-18	153600	153600	7.50%	11520	11520	142080
121	Plan - Furniture	Plan - Furniture	Books Cases	31-10-2017	2017-18	14720	14720	7.50%	1104	1104	13616
122	Plan - Furniture	Plan - Furniture	Class Room Desks	31-10-2017	2017-18	1900800	1900800	7.50%	142547	142547	1758253
123	Plan - Furniture	Plan - Furniture	Magazine Stand	10-11-2017	2017-18	12288	12288	7.50%	922	922	11366
124	Plan - Furniture	Plan - Furniture	Iron Racks	10-11-2017	2017-18	110000	110000	7.50%	8250	8250	101750
125	Plan - Furniture	Plan - Furniture	Furniture	10-11-2017	2017-18	153600	153600	7.50%	11520	11520	142080
126	Plan - Furniture	Plan - Furniture	Librerey Racks	10-11-2017	2017-18	174000	174000	7.50%	13050	13050	160950
127	Plan - Furniture	Plan - Furniture	Books Cases	30-11-2017	2017-18	120200	120200	7.50%	9015	9015	111185
128	Plan - Furniture	Plan - Furniture	Books Cases	30-11-2017	2017-18	217500	217500	7.50%	16313	16313	201187
129	Plan - Furniture	Plan - Furniture	Books Cases	01-01-2018	2017-18	130500	130500	7.50%	9788	9788	120712
130	Plan - Furniture	Plan - Furniture	Lab Tables	20-01-2018	2017-18	74340	74340	7.50%	5576	5576	68764
131	Plan - Furniture	Plan - Furniture	Chalk Boards	01-03-2018	2017-18	34560	34560	7.50%	2592	2592	31968
132	Plan - Furniture	Plan - Furniture	Chairs	01-03-2018	2017-18	50900	50900	7.50%	3818	3818	47082
133	Plan - Furniture	Plan - Furniture	Chairs	01-03-2018	2017-18	94720	94720	7.50%	7104	7104	87616
134	Plan - Furniture	Plan - Furniture		16-03-2018	2017-18	14560	14560	7.50%	1092	1092	13468
135	Plan - Furniture	Plan - Furniture		16-03-2018	2017-18	1000	1000	7.50%	75	75	925

136	Guest House - Elec Insta	Electric Installations	Ceiling Fans	11-09-2015	2015-16	78100		78100	5.00%	7810	3905	11715	66385
137	Guest House - Elec Insta	Electric Installations	Gysers	17-10-2015	2015-16	68500		68500	5.00%	6850	3425	10275	58225
138	Guest House - Elec Insta	Guest House Elec- Instalations	Inveter & Batteries	11-05-2016	2016-17	54000		54000	5.00%	2700	2700	5400	48600
139	Guest House - Elec Insta	Guest House Elec- Instalations	Batteries	30-05-2016	2016-17	5000		5000	5.00%	250	250	500	4500
140	Plan - Guest House	Guest House - Furniture	Split A's	20-08-2016	2016-17	96000		96000	5.00%	4800	4800	9600	86400
141	Plan - Guest House	Guest House - Furniture	Copper Cable for A's	28-11-2016	2016-17	52700		52700	5.00%	2635	2635	5270	47430
						<b>354300</b>	<b>0</b>	<b>354300</b>		<b>25045</b>	<b>17715</b>	<b>42760</b>	<b>311540</b>
142	Plan - Elec Installations	Electric Installations	125 KVA DG Set	01-12-2015	2015-16	803475		803475	5.00%	80348	40174	120522	682953
143	Plan - Elec Installations	Electric Installations	160 KVA DG Set	31-03-2016	2015-16	985000		985000	5.00%	98500	49250	147750	837250
144	Plan - Elec Installations	Electric Installations	Refrigerator	17-10-2015	2015-16	71950		71950	5.00%	7196	3598	10794	61156
145	Plan - Elec Installations	Electric Installations	AC's	16-09-2015	2015-16	520800		520800	5.00%	52080	26040	78120	442680
146	Plan - Elec Installations	Electric Installations	AC's	16-09-2015	2015-16	651000		651000	5.00%	65100	32550	97650	553350
147	Plan - Elec Installations	Electric Installations	Water Coolers	19-10-2015	2015-16	390000		390000	5.00%	39000	19500	58500	331500
148	Plan - Elec Installations	Electric Installations	Water Coolers	01-12-2015	2015-16	146250		146250	5.00%	14626	7313	21939	124311
149	Plan - Elec Installations	Electric Installations	Stand Fans	09-02-2016	2015-16	231490		231490	5.00%	23150	11575	34725	196765
150	Plan - Elec Installations	Electric Installations	Refrigerator	01-12-2015	2015-16	41500		41500	5.00%	4150	2075	6225	35275
151	Plan - Elec Installations	Electric Installations	Splt Ac's	30-03-2016	2015-16	720000		720000	5.00%	72000	36000	108000	612000
152	Plan - Elec Installations	Electric Installations	DG Set instalation	16-09-2016	2016-17	250000		250000	5.00%	12500	12500	25000	225000
153	Plan - Elec Installations	Plan - Furniture	Water Coolers	24-09-2016	2016-17	388000		388000	5.00%	19400	19400	38800	349200
154	Plan - Elec Installations	Plan - Furniture	Splt Ac's	06-02-2017	2016-17	398800		398800	5.00%	19940	19940	39880	358920
155	Plan - Elec Installations	Biotechnology	Refrigerator	11-09-2016	2016-17	14900		14900	5.00%	745	745	1490	13410
156	Plan - Elec Installations	Hostel Elec Installations	Fans	29-08-2017	2017-18		177150	177150	5.00%	8858	8858	168292	
157	Plan - Elec Installations	Hostel Elec Installations	Fans	08-09-2017	2017-18	188100		188100	5.00%	9405	9405	178695	
158	Plan - Elec Installations	Hostel Elec Installations	Fans	08-09-2017	2017-18	9900		9900	5.00%	495	495	9405	
159	Plan - Elec Installations	Hostel Elec Installations	Fans	11-09-2017	2017-18	344375		344375	5.00%	17219	17219	327156	
160	Plan - Elec Installations	Hostel Elec Installations	Fogger Machine	21-09-2017	2017-18	66080		66080	5.00%	3304	3304	62776	
161	Plan - Elec Installations	Hostel Elec Installations	Led Bulbs	29-09-2017	2017-18	55860		55860	5.00%	2793	2793	53067	
162	Plan - Elec Installations	Hostel Elec Installations	Water Coolers	17-10-2017	2017-18	291000		291000	5.00%	14550	14550	276450	
163	Plan - Elec Installations	Hostel Elec Installations	Fans	17-10-2017	2017-18	231000		231000	5.00%	11550	11550	219450	
164	Plan - Elec Installations	Hostel Elec Installations	Fans	20-10-2017	2017-18	13548		13548	5.00%	677	677	12871	
165	Plan - Elec Installations	Hostel Elec Installations	Insect Killers	19-02-2018	2017-18	13900		13900	5.00%	695	695	13205	
166	Plan - Elec Installations	Hostel Elec Installations	Insect Killers	19-02-2018	2017-18	13900		13900	5.00%	695	695	13205	
167	Plan - Elec Installations	Hostel Elec Installations	Inverters	09-03-2018	2017-18	35500		35500	5.00%	1775	1775	33725	
168	Plan - Elec Installations	Hostel Elec Installations	Inverters	16-03-2018	2017-18	5000		5000	5.00%	250	250	4750	
169	Plan - Elec Installations	Hostel Elec Installations	Insect Killers	30-03-2018	2017-18	174000		174000	5.00%	8700	8700	165300	
170	Plan - Elec Installations	Central Library	Inverters	16-03-2018	2017-18	10490		10490	5.00%	525	525	9965	
171	Plan - Elec Installations	Central Library	Inverters	30-03-2018	2017-18	34500		34500	5.00%	1725	1725	32775	
172	Plan - Elec Installations	Administartion	Inverters	20-10-2017	2017-18	1200		1200	5.00%	60	60	1140	
173	Plan - Elec Installations	Administartion	Inverters	20-10-2017	2017-18	9960		9960	5.00%	498	498	9462	
174	Plan - Elec Installations	Administartion	Inverters	30-11-2017	2017-18	4200		4200	5.00%	210	210	3990	
175	Plan - Elec Installations	Administartion	Inverters	21-03-2018	2017-18	14001		14001	5.00%	700	700	13301	
176	Plan - Elec Installations	Guest House	Fans	20-01-2018	2017-18	9750		9750	5.00%	488	488	9262	
						<b>5613165</b>	<b>1703414</b>	<b>7316579</b>		<b>508735</b>	<b>365832</b>	<b>874567</b>	<b>6442012</b>
177	Plan - Audio Visual Equi	Audio Visual Equipments	LED TV & Stabilaizer	31-10-2015	2015-16	323400		323400	7.50%	48510	24255	72765	250635
178	Plan - General Equipme	Audio Visual Equipments	LED Projectors	12-11-2015	2015-16	495000		495000	7.50%	74250	37125	111375	383625
179	Plan - General Equipme	Audio Visual Equipments	Wall Mounted Projecter Screens	12-11-2015	2015-16	384000		384000	7.50%	57600	28800	86400	297600
180	Plan - General Equipme	Audio Visual Equipments	Video Confrence System	23-12-2015	2015-16	969900		969900	7.50%	145486	72743	218229	751671
181	Guest House - Furniture	Audio Visual Equipments	Samsung TV	01-12-2015	2015-16	66900		66900	7.50%	10036	5018	15054	51846
182	Plan - Guest House	Guest House - Equipment	Television	26-09-2016	2016-17	31900		31900	7.50%	2393	2393	4786	27114
183	Plan - General Equipme	Office Equipment	Audio systems	18-04-2016	2016-17	164000		164000	7.50%	12300	12300	24600	139400
184	Plan - General Equipme	Office Equipment	projectors	20-09-2016	2016-17	497600		497600	7.50%	37320	37320	74640	422960
185	Plan - General Equipme	Office Equipment	amplifier	27-10-2016	2016-17	485800		485800	7.50%	36435	36435	72870	412930
186	Plan - Audio Visual Equi	Audio Visual Equipments	projectors	21-12-2017	2017-18		385600	385600	7.50%	28920	28920	57840	356680
187	Plan - Audio Visual Equi	Audio Visual Equipments	Audio systems	21-12-2017	2017-18		478850	478850	7.50%	35914	35914	71828	442936
						<b>3418500</b>	<b>864450</b>	<b>4282950</b>		<b>424330</b>	<b>321223</b>	<b>745553</b>	<b>3537397</b>

188	Guest House - Equipme	Office Equipment	TV Stands	14-03-2016	2015-16	41000		41000	7.50%	6150	3075	9225	31775
						<b>41000</b>	<b>0</b>	<b>41000</b>		<b>6150</b>	<b>3075</b>	<b>9225</b>	<b>31775</b>
189	Guest House - Furniture	Furniture	Cots & Dressing Table	13-10-2015	2015-16	649680		649680	7.50%	97452	48726	146178	503502
190	Guest House - Furniture	Furniture	Plastic Chairs & Tables	17-10-2015	2015-16	26480		26480	7.50%	3972	1986	5958	20522
191	Guest House - Furniture	Furniture	Mosquito Mesh	17-10-2015	2015-16	32257		32257	7.50%	4838	2419	7257	25000
192	Guest House - Furniture	Furniture	Door Curtains	17-10-2015	2015-16	29010		29010	7.50%	4352	2176	6528	22482
193	Guest House - Furniture	Furniture		30-11-2015	2015-16	490574		490574	7.50%	73586	36793	110379	380195
194	Guest House - Furniture	Furniture	Blankets	05-12-2015	2015-16	13853		13853	7.50%	2078	1039	3117	10736
195	Guest House - Furniture	Furniture	Blankets	05-12-2015	2015-16	14385		14385	7.50%	2158	1079	3237	11148
196	Plan - Guest House	Guest House - Furniture	Cots & Dressing Table	19-08-2016	2016-17	165520		165520	7.50%	12414	12414	24828	140692
197	Plan - Guest House	Guest House - Furniture	Study table Chairs	25-10-2016	2016-17	14800		14800	7.50%	1110	1110	2220	12580
198	Plan - Guest House	Guest House - Furniture	Bed Sheets & Curtains	07-02-2017	2016-17	59805		59805	7.50%	4485	4485	8970	50835
199	Plan - Guest House	Guest House - Furniture	Sanitary work Material	18-02-2017	2016-17	6550		6550	7.50%	491	491	982	5568
200	Plan - Guest House	Guest House - Furniture	Nylon Mess	18-02-2017	2016-17	18601		18601	7.50%	1395	1395	2790	15811
						<b>1521515</b>	<b>0</b>	<b>1521515</b>		<b>208331</b>	<b>114113</b>	<b>322444</b>	<b>1199071</b>
201	Plan - General Equipme	Computer & Peripherals	Wireless Projector	04-10-2015	2015-16	14900		14900	20.00%	5960	2980	8940	5960
202	Plan - General Equipme	Computer & Peripherals	Printer	04-10-2015	2015-16	43600		43600	20.00%	17440	8720	26160	17440
203	Plan - General Equipme	Computer & Peripherals	Laptops	12-11-2015	2015-16	498800		498800	20.00%	199520	99760	299280	199520
204	Plan - General Equipme	Computer & Peripherals	15kva & 3Kva UPS	01-12-2015	2015-16	1047131		1047131	20.00%	418852	209426	628278	418852
205	Plan - General Equipme	Computer & Peripherals	Desk Top Systems	01-12-2015	2015-16	4871299		4871299	20.00%	1948520	974260	2922780	1948519
206	Plan - General Equipme	Computer & Peripherals	Printer	05-12-2015	2015-16	43600		43600	20.00%	17440	8720	26160	17440
207	Plan - General Equipme	Computer & Peripherals	ID Card Printer	30-03-2016	2015-16	124200		124200	20.00%	49680	24840	74520	49680
208	Plan - General Equipme	Computer & Peripherals	Document scanner	30-06-2016	2016-17	16251		16251	20.00%	3250	3250	6500	9751
209	Plan - General Equipme	Computer & Peripherals	Desk Top Systems	19-08-2016	2016-17	2706277		2706277	20.00%	541255	541255	1082510	1623767
210	Plan - General Equipme	Computer & Peripherals	Wireless Drives	02-01-2017	2016-17	39700		39700	20.00%	7940	7940	15880	23820
211	Plan - General Equipme	Computer & Peripherals	spike	07-02-2017	2016-17	3500		3500	20.00%	700	700	1400	2100
212	Plan - General Equipme	Computer & Peripherals	Servers	18-02-2017	2016-17	549900		549900	20.00%	109980	109980	219960	329940
213	Plan - General Equipme	Computer & Peripherals	Library Equipment	19-07-2017	2017-18		14900	14900	20.00%	2980	2980	5960	11920
214	Plan - General Equipme	Computer & Peripherals	lab Equipments	17-10-2017	2017-18		14997	14997	20.00%	2999	2999	5998	11998
215	Plan - General Equipme	Computer & Peripherals	lab Equipments	17-10-2017	2017-18		14997	14997	20.00%	2999	2999	5998	11998
216	Plan - General Equipme	Computer & Peripherals	lab Equipments	17-10-2017	2017-18		14997	14997	20.00%	2999	2999	5998	11998
217	Plan - General Equipme	Computer & Peripherals	Bio Tech Lab Equipment	17-10-2017	2017-18		8213	8213	20.00%	1643	1643	3286	6570
218	Plan - General Equipme	Computer & Peripherals	CC Cameras	17-10-2017	2017-18		497200	497200	20.00%	99440	99440	198880	397760
219	Plan - General Equipme	Computer & Peripherals	Computer Hard Disk	31-10-2017	2017-18		12900	12900	20.00%	2580	2580	5160	10320
220	Plan - General Equipme	Computer & Peripherals	Laptop	21-12-2017	2017-18		34290	34290	20.00%	6858	6858	13716	27432
221	Plan - General Equipme	Computer & Peripherals	Bio Tech Lab Equipment	01-01-2019	2017-18		11085	11085	20.00%	2217	2217	4434	8868
222	Plan - General Equipme	Computer & Peripherals	Desktop Computers	01-02-2018	2017-18		241428	241428	20.00%	48286	48286	96572	193142
223	Plan - General Equipme	Computer & Peripherals	Sony Hand Cam	09-03-2018	2017-18		90000	90000	20.00%	18000	18000	36000	72000
224	Plan - General Equipme	Computer & Peripherals	Canon Printer	09-03-2018	2017-18		36745	36745	20.00%	7349	7349	14698	29396
225	Plan - General Equipme	Computer & Peripherals		16-03-2018	2017-18		2655	2655	20.00%	531	531	1062	2124
226	Plan - General Equipme	Computer & Peripherals	projectors	30-03-2018	2017-18		144600	144600	20.00%	28920	28920	57840	115680
						<b>9959158</b>	<b>1139007</b>	<b>11098165</b>		<b>3320537</b>	<b>2219632</b>	<b>5540169</b>	<b>5557996</b>
227	Plan - General Equipme	Office Equipment	Fire Extunguishers	01-12-2015	2015-16	204748		204748	7.50%	30712	15356	46068	158680
228	Plan - General Equipme	Office Equipment		02-12-2015	2015-16	8800		8800	7.50%	1320	660	1980	6820
229	Plan - General Equipme	Office Equipment	Pendrives & Ample Speaker	05-12-2015	2015-16	8500		8500	7.50%	1276	638	1914	6586
230	Plan - General Equipme	Office Equipment	Finger print Sensor	05-12-2015	2015-16	25500		25500	7.50%	3826	1913	5739	19761
231	Plan - General Equipme	Office Equipment	Richo Printer	23-12-2015	2015-16	181293		181293	7.50%	27194	13597	40791	140502
232	Plan - General Equipme	Office Equipment		29-12-2015	2015-16	16635		16635	7.50%	2496	1248	3744	12891
233	Plan - General Equipme	Office Equipment		29-12-2015	2015-16	8500		8500	7.50%	1276	638	1914	6586
234	Plan - General Equipme	Office Equipment		05-01-2016	2015-16	7400		7400	7.50%	1110	555	1665	5735
235	Plan - General Equipme	Office Equipment	Richo Printer	13-01-2016	2015-16	7500		7500	7.50%	1126	563	1689	5811
236	Plan - General Equipme	Office Equipment	Colour Copier Printer	30-03-2016	2015-16	299355		299355	7.50%	44904	22452	67356	231999
237	Plan - General Equipme	Office Equipment	Coffee Machine	31-03-2016	2015-16	22000		22000	7.50%	3300	1650	4950	17050
238	Plan - General Equipme	Office Equipment	Colour Copier Printer trolley	09-06-2016	2016-17	3000		3000	7.50%	225	225	450	2550
239	Plan - General Equipme	Office Equipment	lenovo note k5	03-10-2016	2016-17	13499		13499	7.50%	1012	1012	2024	11475
240	Plan - General Equipme	Office Equipment	paper shredder	25-10-2016	2016-17	13729		13729	7.50%	1030	1030	2060	11669
241	Plan - General Equipme	Office Equipment	land line phones	02-01-2017	2016-17	13375		13375	7.50%	1003	1003	2006	11369
242	Plan - General Equipme	Office Equipment	fax mechine	07-02-2017	2016-17	20900		20900	7.50%	1568	1568	3136	17764
						<b>854734</b>	<b>0</b>	<b>854734</b>		<b>123378</b>	<b>64108</b>	<b>187486</b>	<b>667248</b>

243	General Equipment	Laboratory & Scientific Equipment	Polari Meter & Travelling Micro Scope	04-12-2015	2015-16	103537		103537	8.00%	16566	8283	24849	78688
244	General Equipment	Laboratory & Scientific Equipment	801C Colour LCD Oscillo Scope	05-01-2016	2015-16	93240		93240	8.00%	14918	7459	22377	70863
245	General Equipment	Laboratory & Scientific Equipment	PH Meter	13-01-2016	2015-16	13650		13650	8.00%	2184	1092	3276	10374
						<b>210427</b>	<b>0</b>	<b>210427</b>		<b>33668</b>	<b>16834</b>	<b>50502</b>	<b>159925</b>
246	Plan S & H Equipment	Laboratory & Scientific Equipment	Chemistry Lab Items	09-11-2015	2015-16	18837		18837	8.00%	3014	1507	4521	14316
247	Plan S & H Equipment	Laboratory & Scientific Equipment	Laser Source	09-11-2015	2015-16	14175		14175	8.00%	2268	1134	3402	10773
248	Plan S & H Equipment	Laboratory & Scientific Equipment	lab Equipments	07-02-2016	2015-16	11235		11235	8.00%	1798	899	2697	8538
249	Plan S & H Equipment	Laboratory & Scientific Equipment	Colori Meter	30-03-2016	2015-16	23708		23708	8.00%	3794	1897	5691	18017
250	Plan S & H Equipment	Plan S & H Equipment	law trainer for electrical methods	18-04-2016	2016-17	8733		8733	8.00%	699	699	1398	7335
251	Plan S & H Equipment	Plan S & H Equipment	lab material	30-04-2016	2016-17	7476		7476	8.00%	598	598	1196	6280
252	Plan S & H Equipment	Plan S & H Equipment	lab material	11-05-2016	2016-17	4580		4580	8.00%	366	366	732	3848
253	Plan S & H Equipment	Plan S & H Equipment	Physicc lab material	13-06-2016	2016-17	65100		65100	8.00%	5208	5208	10416	54684
254	Plan S & H Equipment	Plan S & H Equipment	Physicc lab material	13-06-2016	2016-17	93555		93555	8.00%	7484	7484	14968	78587
255	Plan S & H Equipment	Plan S & H Equipment	elctronic analytical balancess	30-06-2016	2016-17	370250		370250	8.00%	29620	29620	59240	311010
256	Plan S & H Equipment	Plan S & H Equipment	digital AC Micro ammeters	24-07-2016	2016-17	7524		7524	8.00%	602	602	1204	6320
257	Plan S & H Equipment	Plan S & H Equipment	physicc lab Spectometers	07-12-2016	2016-17	101924		101924	8.00%	8154	8154	16308	85616
258	Plan S & H Equipment	Biotechnology	Hot Plates magnatics	27-02-2017	2016-17	99900		99900	8.00%	7992	7992	15984	83916
259	Plan S & H Equipment	Biotechnology	lab Material	27-02-2017	2016-17	37155		37155	8.00%	2972	2972	5944	31211
260	Plan S & H Equipment	Chemical	Lab Equipments	03-10-2016	2016-17	46755		46755	8.00%	3740	3740	7480	39275
261	Plan S & H Equipment	Chemical	Lab Equipments	31-03-2017	2016-17	110049		110049	8.00%	8804	8804	17608	92441
262	Plan S & H Equipment	Chemical	FPM lab Equipment	31-03-2017	2016-17	70812		70812	8.00%	5665	5665	11330	59482
263	Plan S & H Equipment	Chemical	Lab Equipments	03-04-2017	2017-18		460428	460428	8.00%	5665	36834	42499	417929
264	Plan S & H Equipment	Chemical	Lab Equipments	28-04-2017	2017-18		64785	64785	8.00%		5183	5183	59602
265	Plan S & H Equipment	Mechanical	Lab Equipments	28-04-2017	2017-18		199903	199903	8.00%		15992	15992	183911
266	Plan S & H Equipment	M M Engineering	Lab Equipments	30-06-2017	2017-18		164850	164850	8.00%		13188	13188	151662
267	Plan S & H Equipment	Biotechnology	Lab Equipments	30-06-2017	2017-18		192600	192600	8.00%		15408	15408	177192
268	Plan S & H Equipment	M M Engineering	Lab Equipments	30-06-2017	2017-18		216405	216405	8.00%		17312	17312	199093
269	Plan S & H Equipment	M M Engineering	Lab Equipments	20-07-2017	2017-18		435750	435750	8.00%		34860	34860	400890
270	Plan S & H Equipment	M M Engineering	Lab Equipments	17-10-2017	2017-18		420000	420000	8.00%		33600	33600	386400
271	Plan S & H Equipment	Sports	Sports Material	12-12-2017	2017-18		105542	105542	8.00%		8443	8443	97099
272	Plan S & H Equipment	Biotechnology	Lab Equipments	01-01-2018	2017-18		130881	130881	8.00%		10470	10470	120411
273	Plan S & H Equipment	M M Engineering	Lab Equipments	19-02-2018	2017-18		275200	275200	8.00%		22016	22016	253184
274	Plan S & H Equipment	M M Engineering	Lab Equipments	19-02-2018	2017-18		378880	378880	8.00%		30310	30310	348570
275	Plan S & H Equipment	M M Engineering	Lab Equipments	19-02-2018	2017-18		140800	140800	8.00%		11264	11264	129536
276	Plan S & H Equipment	M M Engineering	Lab Equipments	19-02-2018	2017-18		332800	332800	8.00%		26624	26624	306176
277	Plan S & H Equipment	Sports	Sports Material	16-03-2018	2017-18		24501	24501	8.00%		1960	1960	22541
278	Plan S & H Equipment	Biotechnology	Lab Equipments	21-03-2018	2017-18		96000	96000	8.00%		7680	7680	88320
279	Plan S & H Equipment	Chemical	Lab Equipments	30-03-2018	2017-18		57171	57171	8.00%		4574	4574	52597
280	Plan S & H Equipment	ECE	Lab Equipments	30-03-2018	2017-18		83544	83544	8.00%		6684	6684	76860
281	Plan S & H Equipment	Biotechnology	Lab Equipments	31-03-2018	2017-18		453120	453120	8.00%		36250	36250	416870
						<b>1091768</b>	<b>4233160</b>	<b>5324928</b>		<b>98443</b>	<b>425993</b>	<b>524436</b>	<b>4800492</b>
282	Plan - Civil Construction	Civil Construction	Students Mess	42825	2016-17	3360000		3360000	33.00%	1120000	1108912	2228912	1131088
283	Plan - Civil Construction	Civil Construction	Student Toilets	43069	2017-18		3222385	3222385	50.00%	0	1611193	1611193	1611192
						3360000				<b>1120000</b>	<b>2720105</b>	<b>3840105</b>	<b>2742280</b>
284	Plan - Intangible Assets	Plan - Internet & Ict Equipment	MS Office Software	30-04-2016	2016-17	11600		11600	40.00%	4640	4640	9280	2320
285	Plan - Intangible Assets	Plan - Internet & Ict Equipment	Tally Software	42639	2016-17	14900		14900	40.00%	5960	5960	11920	2980
286	Plan - Intangible Assets	Plan - Internet & Ict Equipment	Web based AMS	43175	2017-18		6248	6248	40.00%		2499	2499	3749
						<b>26500</b>	<b>6248</b>	<b>32748</b>		<b>10600</b>	<b>13099</b>	<b>23699</b>	<b>9049</b>
						<b>47919912</b>	<b>21271429</b>	<b>69191341</b>		<b>9433951</b>	<b>9562941</b>	<b>18996892</b>	<b>50194449</b>



महानिदेशक लेखापरीक्षा (केंद्रीय) का कार्यालय  
सैफाबाद, हैदराबाद - 500 004.

OFFICE OF THE  
DIRECTOR GENERAL OF AUDIT (CENTRAL)  
SAIFABAD, HYDERABAD - 500 004.

No.DGA(C)/CEA/Unit-1/PA/NITAP/SAR.2017-18,2018-19/ 2020-21/ Dated:16-06-2021

To  
The Secretary to Government of India,  
Ministry of Education,  
New Delhi-110 011

महोदय,

विषय: Separate Audit Report on the accounts of National Institute of Technology, Andhra Pradesh (NIT, A.P), for the year 2017-18 and 2018-19

\*\*\*\*\*

Separate Audit Report on the Accounts of National Institute of Technology, Andhra Pradesh (NIT, A.P), for the years 2017-18 and 2018-19, Annexure thereof and one copy of the Annual Accounts of the year are forwarded herewith for placing before both the Houses of Parliament.

The dates of presentation of Separate Audit Report in both the Houses of Parliament may please be intimated.

Receipt of this letter along with the enclosures may kindly be acknowledged.

भवदीय,

Sd/-

संल:यथोपरि

Director General of Audit (Central)

✓ Endt. No.DGA(C)/CEA/Unit-1/ NITAP/SAR.2017-18,2018-19/ 2021/ Dated 10-06-2021  
S)

Copy to:- The Director, National Institute of Technology, Andhra Pradesh (NIT, A.P) Tadepalligudem-534101 along with one copy of Annual Accounts for the year 2017-18,2018-19 (English version) with a request to furnish Hindi version of the approved Annual Accounts 2019-20 (2 sets) to this office.

संल:यथोपरि

Deputy Director (CEA)

**SEPARATE AUDIT REPORT OF THE COMPTROLLER & AUDITOR GENERAL OF INDIA ON THE ACCOUNTS OF NATIONAL INSTITUTE OF TECHNOLOGY, TADEPALLIGUDEM, ANDHRA PRADESH FOR THE YEAR ENDED 31 MARCH 2018.**

1. We have audited the attached Balance Sheet of National Institute of Technology, Andhra Pradesh (NIT AP), Tadepalligudem as at 31 March 2018, the Income & Expenditure Account and Receipts & Payment Account for the year ended on that date under section 19(2) of the Comptroller & Auditor General's (Duties, Powers & Conditions of Service) Act, 1971. These financial statements are the responsibility of the Institutes management. Our responsibility is to express an opinion on these financial statements based on our audit.

---

2. This Separate Audit Report contains the comments of the Comptroller & Auditor General of India (CAG) on the accounting treatment only with regard to classification, conformity with the best accounting practices, accounting standards and disclosure norms, etc. Audit observations on financial transactions with regard to compliance with the Law, Rules & Regulations (Propriety and Regularity) and efficiency-cum-performance aspects, etc., if any are reported through Inspection Reports/CAG's Audit Reports separately.

3. We have conducted our audit in accordance with auditing standards generally accepted in India. These standards require that we plan and perform the audit to obtain reasonable assurance about whether the financial statements are free from material misstatements. An audit includes examining, on a test basis, evidences supporting the amounts and disclosure in the financial statements. An audit also includes assessing the accounting principles used and significant estimates made by management, as well as evaluating the overall presentation of financial statements. We believe that our audit provides a reasonable basis for our opinion.

4. Based on our audit, we report that:

i. We have obtained all the information and explanations, which to the best of our knowledge and belief were necessary for the purpose of our audit;

ii. The Balance Sheet and Income & Expenditure Account/ Receipts & Payment Account dealt with by this Report have been drawn in the Revised Format of Accounts, prescribed by Government of India, Ministry of Education, for Central Higher Educational Institutions.

iii. In our opinion, proper books of accounts and other relevant records have been maintained by the University, in so far as it appears from our examination of such books.

iv. We further report that:

#### **A Comments on Accounts**

---

##### **A. General:**

**A.1** In the Income & Expenditure account (pg.2) an amount of Rs. 7.23 crore was shown as internal income (Academic Receipts Rs.6.01Cr, Income from investments Rs. 1.16 crore and other income Rs. 0.06 crore).

However, in the utilisation certificate for the year 2017-18, furnished to the *Ministry*, internal income was shown as Rs. 6.01crore. This needs reconciliation.

**A.2** Fixed Assets viz., book cases (Sl.No.121), LED bulbs (Sl.No.161), Inverters (Sl.Nos.174&175), Printer (Sl. No.224), Sony Handy-cam (Sl.No.223), and Misc. Lab Equipment (Sl.No.266,267& 276) etc. procured during the year 2017-18 (Pg.42-45) were not shown in Fixed Asset Register.

**A.3** Statutory provisions relating to deduction of ESI contributions was not followed while entering into an agreement for Catering and Maintenance of Guest House. This resulted in non-payment of employer's share towards ESI contributions. This also resulted in non-exhibition of amounts under ESI contributions under Liabilities.

**A.4** As per Schedule 1-Capital Fund, the grant utilized for capital expenditure was Rs. 4.79 crore. However as per utilisation certificates in respect of grants, the grants utilised for capital expenditure was Rs. 1.83 crore, which was pointed out in 2016-17 Separate Audit Report and was not reconciled.

**C. Grants-in-aid:** Out of the total Grants-in-aid Plan (non-Recurring) of Rs.50.00 crore<sup>1</sup> received during the year together with unutilized balance of the previous year amounting to Rs. 2.72 crore<sup>2</sup> and internal receipts amounting to Rs. 7.23 crore<sup>3</sup> totaling Rs. 59.95 crore, the Institute utilized a sum of Rs. 10.28 crore<sup>4</sup>, leaving a balance of Rs. 49.67 crore unutilized grant (including internal income) as on 31 March 2018. However, Schedule 3(c) on 'Unutilised Grant' exhibits a balance of Rs. 32.40 crore, which needs to be reconciled.

**D. Management Letter**

Deficiencies that have not been included in the Separate Audit Report have been brought to the notice of the Director, National Institute of Technology, Andhra Pradesh (NIT, A.P), Tadepalligudem, through a Management letter issued separately for remedial/corrective action.

v. Subject to our observations in the preceding paragraphs, we report that the Balance Sheet, Income & Expenditure Account and Receipts & Payments Account dealt with by this report are in agreement with the books of accounts.

vi. In our opinion and to the best of our Information and according to the explanations given to us, the said financial statements read together with the Accounting Policies and Notes on Accounts and subject to the significant matters stated above and other matters mentioned in Annexure to this Audit Report, give a true and fair view in conformity with accounting principles generally accepted in India:

a. In so far as it relates to the Balance Sheet, of the state of affairs of the National Institute of Technology, Andhra Pradesh (NIT, A.P), Tadepalligudem, as at 31 March 2018; and

---

<sup>1</sup>Of which Rs. 10.5 crore kept in Schedule-2 Earmarked Fund, Rs. 31.60 crore in Schedule-3(C), Rs.7.90 crore in Schedule 10.

<sup>2</sup>As per certified accounts of previous year i.e., 2016-17

<sup>3</sup>As per Income & Expenditure account

<sup>4</sup>Revenue Expenditure Rs.8.15 crore and Capital expenditure Rs. 2.13 crore

b. In so far as it relates to Income & Expenditure Account of the *Surplus* for the year ended on that date.



Director General of Audit(Central)

---

**ANNEXURE – I**

(Amount in Rs.)

Sl. No.	Items/Particular /Purchase of	Purchase Cost	Item to be classified under	Rate of depreciation /Amount of depreciation to be provided	Item classified as	Rate of depreciation adopted /Amount of depreciation	Excess (+)/ Shortfall (-) in Depreciation Allowed
1.	Fans, Tube-lights	460428	Electrical Installation & Equipment	5% / 23021	Scientific Lab Equipment (Sl.No.263/ P.45)	8% / 36834	+13813
2.	Gel. Elect. Equip	11085	Scientific Lab Equipment	8% / 887	Computer & Peripheral (Sl.No.221/ P.44)	20% / 2217	+1330
3.	Scientific Equip	8213	Scientific Lab Equipment	8%/ 657	Computer &Peripheral (Sl.No.217 / P.44)	20%/ 1643	+986
4.	Projectors	144600	Audio Visual Equipment	7.5%/ 10845	Computer & Peripheral (Sl.No.226/ P.44)	20%/ 28920	+18075
5.	Lib book Trolley	14900	Furniture & Fixtures	7.5%/ 1118	Computer &Peripheral (Sl.No.213 / P.44)	20%/ 2980	+1862
6.	Purchase of Offline UPS	4200	Computer & Peripherals	20% / 840	Electrical Installation (Sl.No.174/ P.43)	5% / 210	-630
7.	Purchase of Offline UPS	14001	Computer & Peripherals	20% / 2800	Electrical Installation (Sl.No.175/ P.43)	5% / 700	-2100
<b>Total:</b>							<b>+33336</b>

## **Annexure-I**

**1. Adequacy of Internal Audit System:**

The Internal Audit System has not been established by the Institute.

**2. Adequacy of Internal Control System:**

Internal controls system was in adequate, as:-

- (A) The Institute did not have an Accounts Manual
- (B) The Institute did not have an Internal Audit Manual
- (C) Improper maintenance of Fixed Assets register


---

**3. System of Physical verification of fixed assets:** Physical verification of Fixed Assets was conducted for the financial year 2017-18.

**4. System of Physical verification of inventory:** Physical verification of inventory was conducted for the financial year 2017-18.

**5. Regularity in payment of statutory dues**

The institute is regular in payment of Statutory dues and there are no outstanding dues for more than six months.

  
**Dy. Director/CEA**